

**STATE OF SOUTH CAROLINA  
COUNTY OF OCONEE  
PROCLAMATION 2022-06**

**A PROCLAMATION HONORING MR. MARTY ROACH,  
SENIOR AUTO DIESEL MECHANIC, UPON HIS RETIREMENT**

**WHEREAS**, Mr. Marty Roach, a resident of Walhalla, South Carolina, began working as a full-time, Oconee County employee on June 2, 1994; and

**WHEREAS**, over the years, Mr. Roach served as Auto Diesel Mechanic and Senior Auto Diesel Mechanic; and

**WHEREAS**, many friends and colleagues considered Mr. Roach family rather than a co-worker, often referring to him as “Uncle Marty”; and

**WHEREAS**, Mr. Roach has distinguished himself as a hard-worker and problem-solver who often fabricated parts that were not readily available and found solutions when no one else could; and

**WHEREAS**, skilled, knowledgeable and focused, Mr. Roach has been a vital member of the Oconee County Motor Pool Team; and

**WHEREAS**, after nearly twenty-eight years of service to the citizens of Oconee County, Mr. Roach retired on May 2, 2022.

**NOW, THEREFORE**, we, the Oconee County Council, do hereby recognize and express our sincere gratitude for Mr. Roach’s dedication and commitment to the County and congratulate him on the occasion of his retirement.

**APPROVED AND ADOPTED** this 3<sup>rd</sup> day of May, 2022.

OCONEE COUNTY, SOUTH CAROLINA

\_\_\_\_\_  
John Elliott, Chairman of County Council  
Oconee County, South Carolina

Attest: \_\_\_\_\_  
Jennifer Adams, Clerk to County Council  
Oconee County, South Carolina

**STATE OF SOUTH CAROLINA  
OCONEE COUNTY  
ORDINANCE 2022-11**

**AN ORDINANCE AUTHORIZING THE RECONVEYANCE BY  
OCONEE COUNTY OF CERTAIN REAL PROPERTY PREVIOUSLY  
TRANSFERRED TO OCONEE COUNTY BY THE FOXWOOD HILLS  
PROPERTY OWNERS ASSOCIATION; AND OTHER MATTERS  
RELATED THERETO.**

**WHEREAS**, Oconee County, South Carolina (the “County”), a body politic and corporate and a political subdivision of the State of South Carolina, is authorized by the provisions of Title 4, Chapter 9 of the Code of Laws of South Carolina, 1976, as amended, to acquire and convey real property;

**WHEREAS**, Foxwood Hills Property Owners Association (the “Company”) previously transferred to County, for nominal consideration, certain real property containing approximately 0.860 acres, more or less (the “Tract”), as further and more specifically described on and in Exhibit A attached hereto;

**WHEREAS**, The Company has notified the County that it inadvertently transferred the Tract to the County and requests reconveyance of the Tract; and

**WHEREAS**, the County has no current need for the Tract and desires to reconvey it to the Company.

**NOW, THEREFORE**, it is hereby resolved by Oconee County Council, in meeting duly assembled, that:

1. Oconee County hereby agrees to reconvey the Tract, in return for the nominal consideration previously paid by the County.
2. The Oconee County Administrator is hereby authorized and directed to take all actions necessary to reconvey the Tract to the Company and to complete all other actions necessary to carry out the intent of this Ordinance.
3. Should any portion of this Ordinance be deemed unconstitutional or otherwise unenforceable by any court of competent jurisdiction, such determination shall not affect the remaining terms and provisions of this Ordinance, all of which are hereby deemed separable.
4. All ordinances, orders, resolutions, and enactments of Oconee County Council inconsistent herewith are to the extent of such inconsistency only, hereby repealed, revoked, and rescinded.

5. This Ordinance shall take effect and be in full force and effect after three readings, a public hearing, and enactment by Oconee County Council.

**ORDAINED** in meeting, duly assembled, this \_\_\_\_\_ day of \_\_\_\_\_, 2022.

**ATTEST:**

---

Jennifer C. Adams  
Clerk to Oconee County Council

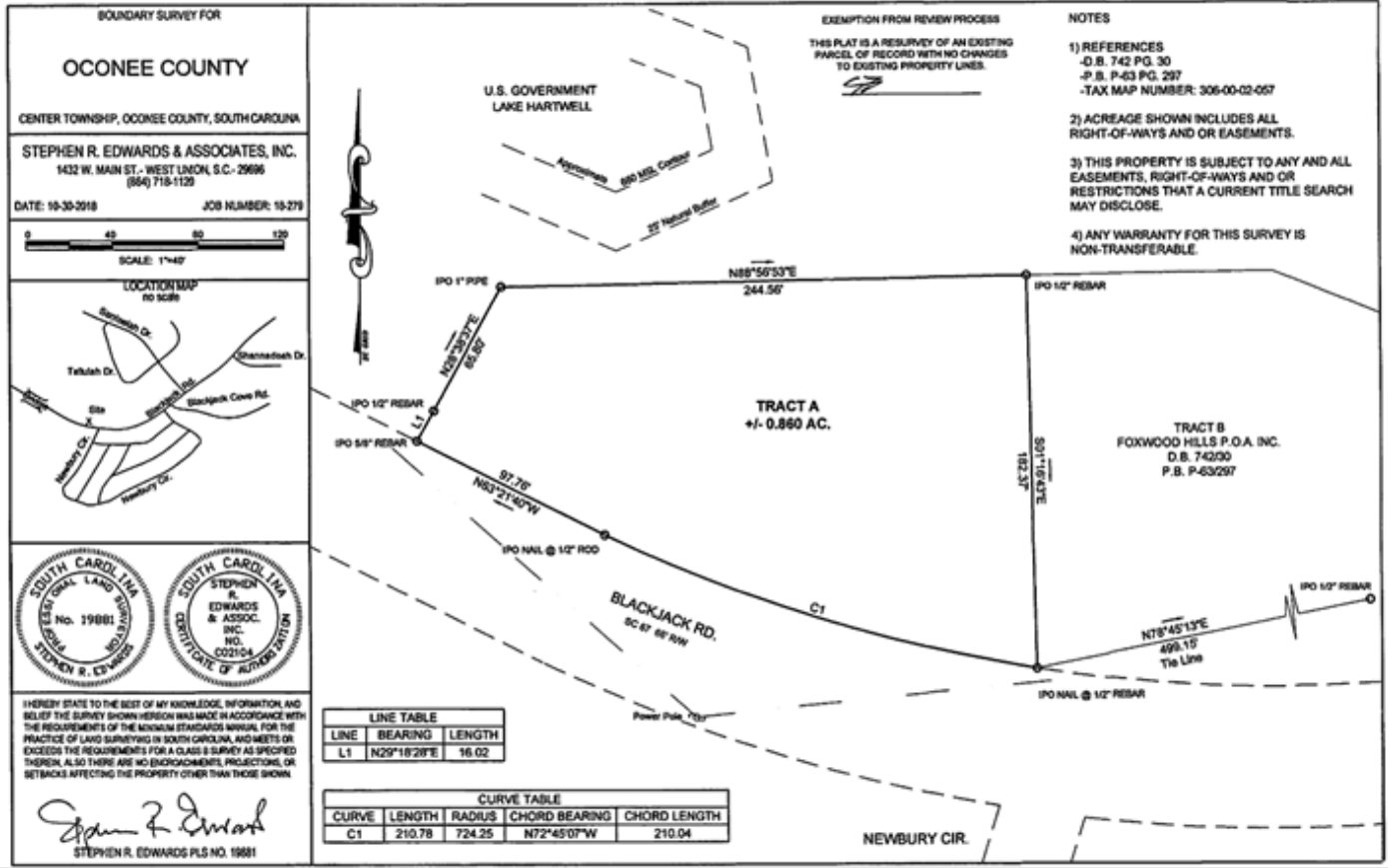
---

John Elliott  
Chair, Oconee County Council

First Reading: April 5, 2022  
Second Reading: April 19, 2022  
Third Reading: May 03, 2022  
Public Hearing: May 03, 2022



Exhibit A



**STATE OF SOUTH CAROLINA  
COUNTY OF OCONEE  
ORDINANCE 2022-12**

**AN ORDINANCE TO SUPPLEMENT ORDINANCE 2022-07, WHICH APPROPRIATED AND AUTHORIZED THE EXPENDITURE OF \$1,710,000 OF LOCAL FISCAL RECOVERY FUNDING RECEIVED UNDER THE AMERICAN RESCUE PLAN ACT OF 2021 (“ARPA”) FOR PURPOSES OF PROVIDING PREMIUM PAY TO ELIGIBLE COUNTY EMPLOYEES, BY APPROPRIATING AN ADDITIONAL \$276,632, SO THAT THE PREMIUM PAY APPROPRIATION AND AUTHORIZATION FOR EXPENDITURE NOW TOTALS \$1,986,632; AND OTHER MATTERS RELATED THERETO.**

**WHEREAS**, in order to fulfill the intent of Ordinance 2022-07, a copy of which is attached hereto, which appropriated and authorized the expenditure of \$1,710,000 of ARPA funding for Premium Pay to eligible Oconee County employees (“County Premium Pay”), an additional \$276,632.00 is needed;

**WHEREAS**, Council therefore desires to augment Ordinance 2022-07 by supplementing the amount of County ARPA funding previously appropriated and authorized for County Premium Pay expenditure to achieve the foregoing.

**NOW THEREFORE**, be it ordained by the Oconee County Council in meeting duly assembled that:

Section 1.     Appropriation. An additional Two Hundred and Seventy-Six Thousand, Six Hundred Thirty-Two and 00/100 (\$276,632.00) Dollars of County ARPA Funds are hereby appropriated and set aside for County Premium Pay.

Section 2.     Expenditures. The expenditure of funds appropriated out of County APRA Funds for County Premium Pay is approved in an additional amount of Two Hundred and Seventy-Six Thousand, Six Hundred Thirty-Two and 00/100 (\$276,632.00) Dollars, subject to the following conditions:

- a) This appropriation and expenditure authorization only applies to available County ARPA Funds that have been received by the County from the United States Department of Treasury and which have not been otherwise appropriated.
- b) All federal requirements, specifically including applicable regulations promulgated by the United States Department of Treasury, shall be strictly adhered to in the administration of these funds.
- c) County Premium Pay will be awarded to eligible County employees based on actual hours worked and the nature of the work performed.
- d) County reserves the right to discontinue the expenditure of funding appropriated for County Premium Pay at any time based on: (1) emergency or exigent circumstances; (2) lack of available funds; (3) County Premium Pay being deemed an impermissible use of County ARPA Funds, in whole or part, under

ARPA, Department of Treasury regulations, or other binding legal authority; or (4) for convenience.

Section 3. No Agreement. Nothing in this Ordinance, or any supporting documents, shall constitute a contract of employment between the County and any employee.

Section 4. Severability. Should any term, provision, or content of this Ordinance be deemed unconstitutional or otherwise unenforceable by any court of competent jurisdiction, such determination shall not affect the remainder of this Ordinance.

Section 5. General Repeal. All ordinances, orders, resolutions, and actions of the Oconee County Council inconsistent herewith are, to the extent of such inconsistency only, hereby repealed, revoked, and superseded. Ordinance 2022-07 is not repealed, but is supplemented hereby.

Section 6. Effective Date. This Ordinance shall become effective and be in full force from and after public hearing and third reading in accordance with the Code of Ordinances of Oconee County, South Carolina.

ORDAINED in meeting, duly assembled, this \_\_\_\_ of \_\_\_\_\_, 2022.

**ATTEST:**

\_\_\_\_\_  
Jennifer C. Adams  
Clerk to Oconee County Council

\_\_\_\_\_  
John Elliott  
Chair, Oconee County Council

First Reading: April 5, 2022  
Second Reading: April 19, 2022  
Third Reading: May 03, 2022  
Public Hearing: May 03, 2022

**STATE OF SOUTH CAROLINA  
COUNTY OF OCONEE  
ORDINANCE 2022-07**

AN ORDINANCE TO APPROPRIATE AND AUTHORIZE THE EXPENDITURE OF A PORTION OF LOCAL CORONAVIRUS FISCAL RECOVERY FUNDING UNDER THE AMERICAN RESCUE PLAN ACT OF 2021 (“ARPA”) FOR PURPOSES OF ESTABLISHING “PREMIUM PAY” TO ELIGIBLE OCONEE COUNTY EMPLOYEES; AND OTHER MATTERS RELATED THERETO.

**WHEREAS**, the 2019 Novel Coronavirus (“COVID-19”) is a respiratory disease that has caused severe illness and death by the SARS-CoV-2 virus, which is a new strain of coronavirus previously unidentified in humans and which can spread from person to person;

**WHEREAS**, recent numbers posted on the COVID Data Tracker website for the Centers for Disease Control and Prevention show that over 68 million Americans have been infected with COVID 19, and more than 850,000 deaths have resulted;

**WHEREAS**, COVID 19 has disrupted nearly every facet of American life, affecting families, schools, communities, and businesses in profound and unprecedented ways;

**WHEREAS**, the negative financial impact of COVID 19 on American society has been experienced in a variety of ways, including food and housing insecurity, business closures, job loss and long term unemployment, and a widespread want of opportunity;

**WHEREAS**, throughout the COVID-19 crisis, local governments were at the forefront of the response, addressing untold numbers and types of emergencies and exigencies;

**WHEREAS**, local governments remain uniquely positioned to take a leadership role in the recovery effort;

**WHEREAS**, on March 11, 2021, the American Rescue Plan Act (“ARPA”) was signed into law by the President of the United States;

**WHEREAS**, among other things, ARPA established the Coronavirus Local Fiscal Recovery Fund (“Fiscal Recovery Fund”), which provides for direct aid to counties and municipalities to support their efforts in combating the impact of COVID-19 on their communities, residents, and businesses;

**WHEREAS**, the Fiscal Recovery Fund provides local governments, including Oconee County (“County”), with significant monetary resources, purposed to assist in responding to the COVID-19 public health emergency;

**WHEREAS**, financial assistance received by local governments through the Fiscal Recovery Fund may be used in several different ways, including but not limited to: (1) generally responding to the COVID-19 public health emergency or its negative economic impacts; (2) providing premium pay to eligible workers; (3) replacing lost public sector revenue; and (4) making necessary investments in water, sewer, or broadband infrastructure;



**WHEREAS**, the County has been allocated Fifteen Million, Four Hundred Fifty Thousand, Eight Hundred Seventy-Eight, and 00/100 (\$15,450,878.00) Dollars, to be received in two equal installments, one of which has been received (collectively “County ARPA Funds”);

**WHEREAS**, ARPA allows for the payment of “Premium Pay” to eligible workers who performed essential work during the COVID 19 public health crisis; and

**WHEREAS**, the County desires to compensate its eligible employees for the essential and often heroic work they performed during these tremendously difficult times, with such compensation not to exceed, collectively, One Million, Seven Hundred and Ten Thousand, and 00/100 (\$1,710,000.00) Dollars of County ARPA Funds (“County Premium Pay”).

**NOW THEREFORE**, be it ordained by the Oconee County Council in meeting duly assembled that:

**Section 1. Appropriation.** One Million, Seven Hundred and Ten Thousand, and 00/100 (\$1,710,000.00) Dollars of County ARPA Funds are hereby appropriated and set aside for County Premium Pay.

**Section 2. Expenditures.** The expenditure of funds appropriated out of County APRA Funds for County Premium Pay is approved in an amount up to One Million, Seven Hundred and Ten Thousand, and 00/100 (\$1,710,000.00) subject to the following conditions:

- a) This appropriation and expenditure authorization only applies to available County ARPA Funds that have been received by the County from the United States Department of Treasury and which have not been otherwise appropriated.
- b) All federal requirements, specifically including applicable regulations promulgated by the United States Department of Treasury, shall be strictly adhered to in the administration of these funds.
- c) County Premium Pay will be awarded to eligible County employees based on actual hours worked and the nature of the work performed.
- d) County reserves the right to discontinue the expenditure of funding appropriated for County Premium Pay at any time based on: (1) emergency or exigent circumstances; (2) lack of available funds; (3) County Premium Pay being deemed an impermissible use of County ARPA Funds, in whole or part, under ARPA, Department of Treasury regulations, or other binding legal authority; or (4) for convenience.

**Section 3. No Agreement.** Nothing in this Ordinance, or any supporting documents, shall constitute a contract of employment between the County and any employee.


**Section 4. Severability.** Should any term, provision, or content of this Ordinance be deemed unconstitutional or otherwise unenforceable by any court of competent jurisdiction, such determination shall not affect the remainder of this Ordinance.

Section 5. General Repeal. All ordinances, orders, resolutions, and actions of the Oconee County Council inconsistent herewith are, to the extent of such inconsistency only, hereby repealed, revoked, and superseded.

Section 6. Effective Date. This Ordinance shall become effective and be in full force from and after public hearing and third reading in accordance with the Code of Ordinances of Oconee County, South Carolina.

ORDAINED in meeting, duly assembled, this 1<sup>st</sup> of March, 2022.

**ATTEST:**

  
Jennifer C. Adams  
Clerk to Oconee County Council

  
John Elliott  
Chair, Oconee County Council

First Reading: February 01, 2022  
Second Reading: February 15, 2022  
Third Reading: March 01, 2022  
Public Hearing: March 01, 2022

**STATE OF SOUTH CAROLINA  
OCONEE COUNTY  
ORDINANCE 2022-13**

**AN ORDINANCE AUTHORIZING THE CONVEYANCE OF CERTAIN REAL PROPERTY OWNED BY OCONEE COUNTY, CONSISTING OF APPROXIMATELY 1.5 ACRES AND BEING A PORTION OF TAX MAP # 160-00-04-060 (“PARCEL 1”), AND AUTHORIZING THE RECEIPT OF CERTAIN REAL PROPERTY OWNED BY LUTHER L. LYLE, ET AL., CONSISTING OF APPROXIMATELY 1.5 ACRES AND BEING A PORTION OF TAX MAP # 160-00-04-003 (“PARCEL 2”) IN EXCHANGE FOR THE CONVEYANCE OF PARCEL 1; AND OTHER MATTERS RELATED THERETO.**

**WHEREAS**, Oconee County, South Carolina (the “County”), a body politic and corporate and a political subdivision of the State of South Carolina, is authorized by the provisions of Title 4, Chapter 9 of the Code of Laws of South Carolina, 1976, as amended, to acquire and convey real property;

**WHEREAS**, the County desires to convey certain real property, consisting of approximately 1.5 acres and being a portion of tax map # 160-00-04-060 (“Parcel 1”) to Luther L. Lyle, et al.;

**WHEREAS**, the County desires to receive certain real property owned by Luther L. Lyle, et al., consisting of approximately 1.5 acres and being a portion of tax map # 160-00-04-003 (“Parcel 2”) in exchange for the conveyance of Parcel 1;

**WHEREAS**, Parcel 1 and Parcel 2 are of comparable value, and descriptions of the parcels are attached hereto as Exhibits A and B respectively;

**NOW, THEREFORE**, it is hereby ordained by Oconee County Council, in meeting duly assembled, that:

1. Oconee County hereby agrees to convey Parcel 1 to Luther L. Lyle, et al. in exchange for Parcel 2.
2. The Oconee County Administrator is hereby authorized and directed to take all actions necessary to convey Parcel 1 to Luther L. Lyle, et al. in exchange for Parcel 2, and to take all other actions necessary to carry out the intent of this Ordinance.
3. Should any portion of this Ordinance be deemed unconstitutional or otherwise unenforceable by any court of competent jurisdiction, such determination shall not affect the remaining terms and provisions of this Ordinance, all of which are hereby deemed separable.

4. All ordinances, orders, resolutions, and enactments of Oconee County Council inconsistent herewith are to the extent of such inconsistency only, hereby repealed, revoked, and rescinded.

5. This Ordinance shall take effect and be in full force after three readings, a public hearing, and enactment by Oconee County Council.

**ORDAINED** in meeting, duly assembled, this \_\_\_\_ day of \_\_\_\_\_, 2022.

**ATTEST:**

\_\_\_\_\_  
Jennifer C. Adams  
Clerk to Oconee County Council

\_\_\_\_\_  
John Elliott  
Chair, Oconee County Council

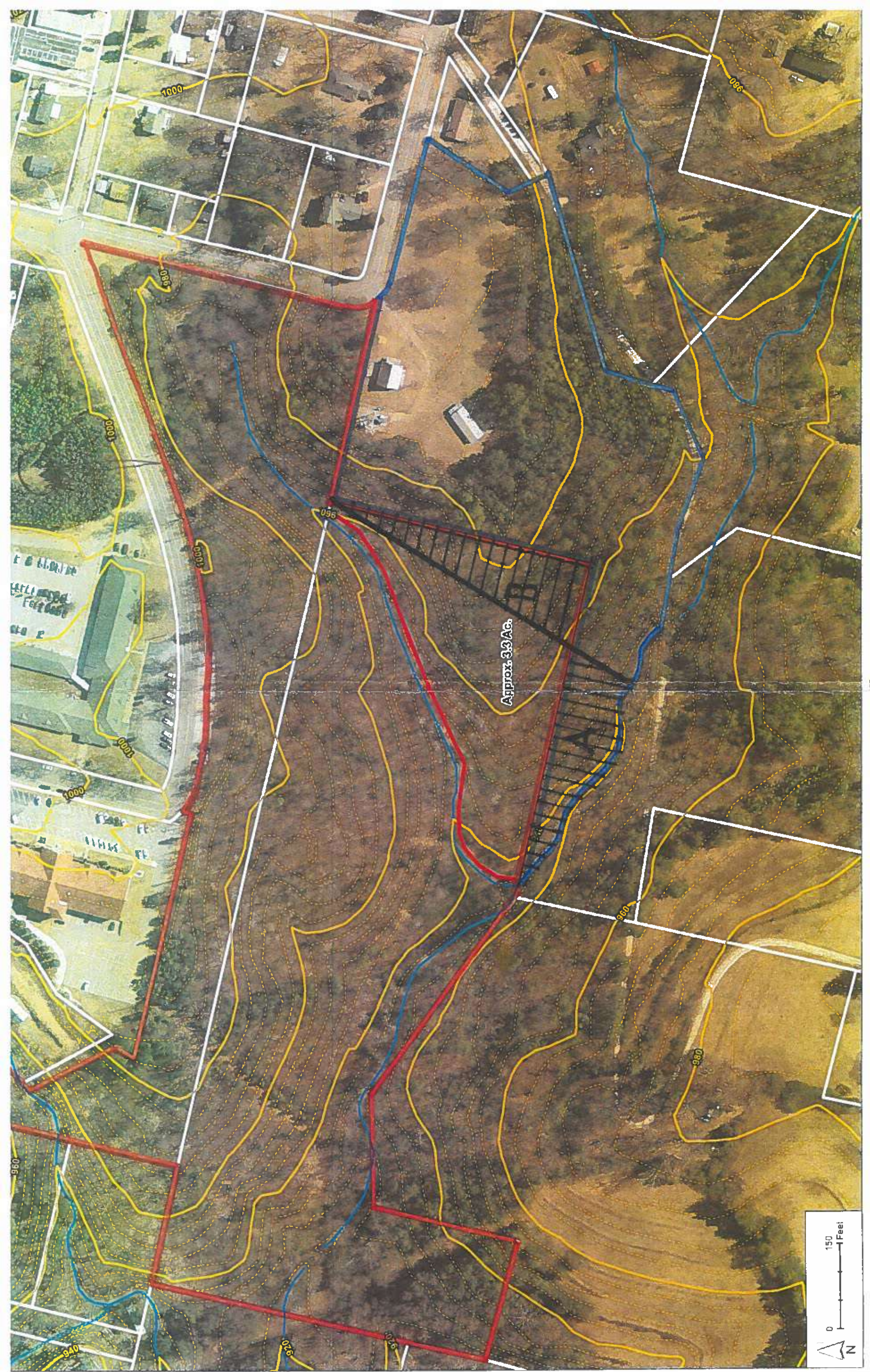
First Reading: April 19, 2022  
Second Reading: May 03, 2022  
Third Reading: \_\_\_\_\_  
Public Hearing: \_\_\_\_\_

EXHIBIT A  
DESCRIPTION OF PARCEL 1

*[See attached.]*

EXHIBIT B  
DESCRIPTION OF PARCEL 2

*[See attached.]*



Proposal: Trade equal acreage - A for B  
approx 11.5 acres each

# STATE OF SOUTH CAROLINA COUNTY OF OCONEE ORDINANCE 2022-01

AN ORDINANCE TO ESTABLISH THE BUDGET FOR OCONEE COUNTY AND TO PROVIDE FOR THE LEVY OF TAXES FOR ORDINARY COUNTY PURPOSES, FOR THE TRI-COUNTY TECHNICAL COLLEGE SPECIAL REVENUE FUND, FOR THE EMERGENCY SERVICES PROTECTION SPECIAL REVENUE FUND, FOR THE ROAD MAINTENANCE SPECIAL REVENUE FUND, FOR THE BRIDGE AND CULVERT CAPITAL PROJECT FUND, FOR THE ECONOMIC DEVELOPMENT CAPITAL PROJECT FUND, FOR THE PARKS, RECREATION, AND TOURISM CAPITAL PROJECTS FUND, FOR THE DEBT SERVICE FUND, FOR THE VICTIM SERVICES SPECIAL REVENUE FUNDS, FOR THE CAPITAL VEHICLE / EQUIPMENT FUND, ALL IN OCONEE COUNTY FOR THE FISCAL YEAR BEGINNING JULY 1, 2022 AND ENDING JUNE 30, 2023.

BE IT ORDAINED by the County Council for Oconee County, South Carolina, (the “County Council”), in accordance with the general law of the State of South Carolina and the Acts and Joint Resolutions of the South Carolina General Assembly, as follows:

## SECTION 1

Pursuant to Section 4-9-140 of the South Carolina Code of Laws, 1976, as amended, the following amounts are hereby appropriated for the 2022-2023 fiscal year for Oconee County (the “County”) for ordinary county purposes.<sup>1</sup>

<b>General Fund:</b>		
New Positions 14	614,788	
2 Parks, Recreation & Tourism Employees Paid by ATAX	-	
Recreational Funding Increase	100,000	
Cost of Living Increase 6%	1,837,047	
One Time Capital Request	1,920,000	
Sheriff Salary Adjustments	250,000	
Administrator Contingency	236,631	
		<b>4,958,466</b>
Administrator	444,147	
Airport	1,966,595	
Assessor	1,051,674	
Board of Assessment Appeals	7,526	
Building Codes	654,854	
Chau Ram Park	348,536	
County Attorney	402,044	
County Council	315,713	
Debt Service Lease Payments	742,574	
Delinquent Tax Collector	438,656	
Department of Social Services	12,700	
Economic Development	646,480	
Emergency Services	5,266,818	
Facilities Maintenance	1,416,939	
Finance Office	691,179	

<sup>1</sup> See Attachment A, which is incorporated herein by reference, for detailed budgetary appropriations.



Health and Human Services Direct Aid	736,867	
Health Department	29,150	
High Falls Park	438,779	
Human Resources	406,742	
Information Technology	1,181,471	
Legislative Delegation	98,536	
Library	1,521,027	
Magistrate	945,171	
Non-Departmental	1,935,000	
Other Financing Uses	85,000	
Parks, Recreation and Tourism	739,672	
Planning	429,307	
Procurement	190,386	
Register of Deeds	328,810	
Roads and Bridges	3,026,997	
Soil and Water Conservation District	79,781	
Solid Waste	5,347,142	
South Cove Park	583,624	
Vehicle Maintenance	1,006,319	
Veterans' Affairs	210,863	
Voter Registration and Elections	293,862	
<b>Total General:</b>		<b>34,020,941</b>
<b>Elected/Appointed Officials:</b>		
Auditor	641,525	
Clerk of Court	714,333	
Coroner	315,004	
Probate Court	365,112	
Public Defender	250,000	
Sheriff	10,203,658	
Animal Control	694,818	
Communications	1,792,003	
Detention Center	4,912,652	
Solicitor	954,003	
Treasurer	682,981	
<b>Total Elected Officials:</b>		<b>21,526,089</b>
<b>Special Revenue Funds: [1]</b>		
Emergency Services Protection	1,600,000	
Victim Services - Sheriff's Office	123,336	
Victim Services - Solicitor's Office	77,532	
911 Fund	984,000	
Tri-County Technical College	1,626,600	
Road Maintenance Fund	2,545,000	
<b>Total Special Revenue Funds:</b>		<b>6,956,468</b>
<b>Capital Project Funds:[2]</b>		
Economic Development	1,221,500	
Bridge & Culvert Fund	590,000	
Capital Equipment / Vehicle Fund	1,300,000	
Parks, Recreation and Tourism	770,000	
<b>Total Capital Project Funds:</b>		<b>3,881,500</b>

<b>Enterprise Fund:</b>	<b>6,851,958</b>
<b>Debt Service Fund:</b>	<b>1,857,268</b>
<b>Grand Total of all Funds FY 2022-2023</b>	<b>80,052,690</b>
<i>[1] See sections 3 – 11 below.</i>	
<i>[2] See sections 3 – 11 below.</i>	

## **SECTION 2**

A tax of sufficient millage to fund the aforesated appropriations (see also Sections 3 through 10 below) for the Oconee County Budget for the fiscal year beginning July 1, 2022 and ending June 30, 2023, after crediting against such appropriations all other unrestricted revenue anticipated to accrue to Oconee County and any fund balance budgeted to be used during said fiscal year, is hereby directed to be levied upon all taxable property, eligible to be lawfully taxed for such purposes, in Oconee County. The Auditor of Oconee County is hereby requested to recommend to the Oconee County Council, for approval by Oconee County Council, a sufficient millage levy, and the Treasurer of Oconee County is herein directed to collect sufficient millage on taxable property in Oconee County to provide for the aforesated operations appropriations and direct expenditures of Oconee County for the fiscal year beginning July 1, 2022 and ending June 30, 2023. The Auditor and Treasurer of Oconee County are hereby directed to fund such bond repayment sinking fund(s) as are necessary to provide for an orderly and timely payment of the debt service of Oconee County and to satisfy any debt covenants.

## **SECTION 3**

A tax of 3.0 mills to provide funding for the Tri-County Technical College Special Revenue Fund is hereby levied on all taxable property, eligible to be lawfully taxed for such purposes, in Oconee County. The revenue from this levy is hereby appropriated for expenditures in the amount of \$1,626,600 for support of Tri-County Technical College. The Auditor of Oconee County is hereby requested to levy and the Treasurer of Oconee County is herein directed to collect the millage on taxable property in Oconee County to provide for the aforesated appropriations of the Tri-County Technical College Special Revenue fund for the fiscal year beginning July 1, 2022 and ending June 30, 2023. To the extent such levy results in revenues in excess of the amount appropriated above, all such revenues shall be retained and accounted for in the Tri-County Technical College Special Revenue Fund and shall be carried forward from year to year as fund balance in this fund to be appropriated by Oconee County Council through future budget adoption or budget amendments.

## **SECTION 4**

A tax of 2.9 mills to provide funding for the Emergency Services Protection Special Revenue Fund is hereby levied on all taxable property eligible to be lawfully taxed for such purposes, in Oconee County. The combined revenue from this levy and a portion of fund balance as authorized by County Council is hereby appropriated for expenditures in the amount of \$1,600,000, for the Emergency Services Protection Special Revenue Fund. The Auditor of Oconee County is hereby requested to levy and the Treasurer of Oconee County is herein directed to collect the millage on taxable property in Oconee County to provide for the aforesated operations appropriations and direct expenditures of the Emergency Services Protection Special Revenue Fund for the fiscal year beginning July 1, 2022 and ending June 30, 2023. To the extent such levy results in revenues in excess of the amount appropriated above, all such revenues shall be retained and accounted for in the Emergency Services Protection Special Revenue Fund and shall be carried forward from year to year

as fund balance in this fund to be appropriated by Oconee County Council through future budget adoption or budget amendments.

#### **SECTION 5**

A tax of 2.1 mills to provide funding for the Road Maintenance Special Revenue Fund is hereby levied on all taxable property, eligible to be lawfully taxed for such purposes, in Oconee County. The combined revenue from this levy and a portion of fund balance as authorized by County Council is hereby appropriated, for expenditures in the amount of \$2,545,000 for the Road Maintenance Special Revenue Fund. The Auditor of Oconee County is hereby requested to levy and the Treasurer of Oconee County is herein directed to collect the millage on taxable property within Oconee County to provide for the aforesated operations appropriations and direct expenditures of the Road Maintenance Special Revenue Fund for the fiscal year beginning July 1, 2022 and ending June 30, 2023. To the extent such levy results in revenues in excess of the amount appropriated above, all such revenues shall be retained and accounted for in the Road Maintenance Special Revenue Fund and shall be carried forward from year to year as fund balance in this fund to be appropriated by Oconee County Council through future budget adoption or budget amendments.

#### **SECTION 6**

A tax of 1 mill to provide funding for the Bridge and Culvert Capital Project Fund is hereby levied on all taxable property, eligible to be lawfully taxed for such purposes, in Oconee County. The combined revenue from this levy and a portion of fund balance as authorized by County Council is hereby appropriated, for expenditures in the amount of \$590,000, for the Bridge and Culvert Capital Project Fund. The Auditor of Oconee County is hereby requested to levy and the Treasurer of Oconee County is herein directed to collect the millage on taxable property in Oconee County to provide for the aforesated operations appropriations and direct expenditures of the Bridge and Culvert Capital Project Fund for the fiscal year beginning July 1, 2022 and ending June 30, 2023. To the extent such levy results in revenues in excess of the amount appropriated above, all such revenues shall be retained and accounted for in the Bridge and Culvert Capital Project Fund and shall be carried forward from year to year as fund balance in this fund to be appropriated by Oconee County Council through future budget adoption or budget amendments.

#### **SECTION 7**

A tax of 1.1 mills to provide funding for the Economic Development Capital Project Fund is hereby levied on all taxable property, eligible to be lawfully taxed for such purposes, in Oconee County. The combined revenue from this levy, other anticipated restricted revenues, transfers, and a portion of fund balance as authorized by County Council is hereby appropriated for expenditures in the amount of \$1,221,500 for the Economic Development Capital Projects Fund for projects approved by County Council. The Auditor of Oconee County is hereby requested to levy and the Treasurer of Oconee County is herein directed to collect the millage on taxable property in Oconee County to provide for the aforesated operations appropriations and direct expenditures of the Economic Development Capital Project Fund for the fiscal year beginning July 1, 2022 and ending June 30, 2023. To the extent such levy results in revenues in excess of the amount appropriated above, all such revenues shall be retained and accounted for in the Economic Development Capital Project Fund and shall be carried forward from year to year as fund balance in this fund to be appropriated by Oconee County Council through future budget adoption or budget amendments.

#### **SECTION 8**

A tax of 1.3 mills to provide funding for the Parks, Recreation and Tourism Capital Project Fund is hereby levied on all taxable property, eligible to be lawfully taxed for such purposes, in Oconee County. The combined revenue from this levy, other anticipated restricted revenues, transfers, and a

portion of fund balance as authorized by County Council is hereby appropriated for expenditures in the amount of \$770,000 for the Parks, Recreation and Tourism Capital Project Fund for projects approved by County Council. The Auditor of Oconee County is hereby requested to levy and the Treasurer of Oconee County is herein directed to collect the millage on taxable property in Oconee County to provide for the aforesated operations appropriations and direct expenditures of the Parks, Recreation and Tourism Capital Project Fund for the fiscal year beginning July 1, 2022 and ending June 30, 2023. To the extent such levy results in revenues in excess of the amount appropriated above, all such revenues shall be retained and accounted for in the Parks, Recreation and Tourism Capital Project Fund and shall be carried forward from year to year as fund balance in this fund to be appropriated by Oconee County Council through future budget adoption or budget amendments.

## **SECTION 9**

A tax of 2.0 mills to provide funding for the Debt Service Fund is hereby levied on all taxable property, eligible to be lawfully taxed for such purposes, in Oconee County. The combined revenue from this levy and a portion of fund balance as authorized by County Council is hereby appropriated for expenditures in the amount of \$1,857,268, for the Debt Service Fund. The Auditor of Oconee County is hereby requested to levy and the Treasurer of Oconee County is herein directed to collect the millage on taxable property in Oconee County to provide for the aforesated operations appropriations and direct expenditures of the Debt Service Fund for the fiscal year beginning July 1, 2022 and ending June 30, 2023. To the extent such levy results in revenues in excess of the amount appropriated above, all such revenues shall be retained and accounted for in the Debt Service Fund and shall be carried forward from year to year as fund balance in this fund to be appropriated by Oconee County Council through future budget adoption or budget amendments.

## **SECTION 10**

Oconee County receives certain recurring revenues that are restricted for certain purposes. These revenues are accounted for in various special revenue funds including the Victim Services-Sheriff's Office Fund, Victim Services-Solicitor's Office Fund, 911 Fund, and other special revenue funds. Any surplus in these funds of the County or any moneys accruing therefrom shall be retained and accounted for in these funds and shall be carried forward from year to year as fund balances in such funds.

## **SECTION 11**

A tax of 2.0 mills to provide funding for the Capital Vehicle / Equipment Fund is hereby levied on all taxable property, eligible to be lawfully taxed for such purposes, in Oconee County. The combined revenue from this levy and a portion of fund balance as authorized by County Council is hereby appropriated for expenditures in the amount of \$1,300,000, for the Capital Vehicle / Equipment Fund. The Auditor of Oconee County is hereby requested to levy and the Treasurer of Oconee County is herein directed to collect the millage on taxable property in Oconee County to provide for the aforesated operations appropriations and direct expenditures of the Capital Vehicle / Equipment Fund for the fiscal year beginning July 1, 2022 and ending June 30, 2023. To the extent such levy results in revenues in excess of the amount appropriated above, all such revenues shall be retained and accounted for in the Capital Vehicle / Equipment Fund and shall be carried forward from year to year as fund balance in this fund to be appropriated by Oconee County Council through future budget adoption or budget amendments.

## **SECTION 12**

All capital projects and multi-year grant appropriations made by prior year budget ordinances for which the respective monies have been obligated or encumbered are hereby carried forward and reappropriated, as of July 1, 2022, as a part of the budget authorized by this Ordinance.

### **SECTION 13**

Capital projects are budgeted on a project basis instead of an annual basis and as such, unexpended appropriations for uncompleted capital projects are carried forward as a part of the budget authorized by this Ordinance.

### **SECTION 14**

All unexpended appropriations as of June 30, 2022, except for those specifically carried forward by this Ordinance shall lapse and expire and the monies involved shall revert to the fund balance of the fund from which the appropriation originated. The remaining unexpended appropriations will revert to the fund balance of the fund from which the appropriation originated, as stated herein.

### **SECTION 15**

The County Administrator, as required by state law, shall oversee and supervise the day-to-day implementation of this budget ordinance, including the execution and delivery, on behalf of the County, of all contractual documents necessary or required for the expenditure of funds authorized by this budget ordinance, for the purposes for which such funds are so authorized. Subject to the procurement policies of the County, the County Administrator is hereby authorized to contract and enter into contracts on behalf of the County for purposes, activities and matters budgeted for herein.

### **SECTION 16**

The fees authorized for all county departments to charge for services of the county and to use for operations of the county are as set forth in a schedule of fees. This schedule of fees is included within **ATTACHMENT A**, which is incorporated herein by reference as fully as if set forth verbatim herein, and adopted as part of this ordinance, and the fees are hereby approved to be charged by the appropriate county departments. The County Administrator is hereby authorized to execute the Airport T-Hangar rental agreements, consistent with the rates established in the fee schedule.

### **SECTION 17**

The County began contributing to retiree health benefits (the “Retiree Health Benefit Plan” or “Plan”) on behalf of employees and county retirees on January 1, 1985. Several amendments to the County’s Plan guidelines have occurred since that time; however, nothing in the Plan amendments permits or affords grandfathering eligibility for any individual other than those outlined explicitly in the guidelines, which are incorporated herein by reference, as fully as if set forth verbatim, and adopted as part of this Ordinance, and the rates are hereby approved to be charged and administered according to the Retiree Health Plan Guidelines. The County Administrator is authorized to administer the Plan in accordance with these guidelines and to establish health reimbursement accounts for eligible retirees for contributory purposes for the fiscal year beginning July 1, 2022 and ending June 30, 2023. **DUE TO THE RISK OF UNKNOWN CIRCUMSTANCES, THIS PLAN MAY BE DEEMED NON-SUSTAINABLE AT SOME FUTURE TIME. THE RETIREE HEALTH BENEFIT GUIDELINES ARE DISCRETIONARY ON THE PART OF THE COUNTY AND THE EMPLOYEE AND DO NOT CREATE ANY EXPRESS OR IMPLIED CONTRACT OF THIS BENEFIT BEING PROVIDED IN THE FUTURE OR IN ANY PARTICULAR AMOUNT AT ANY TIME. NO PAST PRACTICES OR PROCEDURES, PROMISES OR ASSURANCES, WHETHER WRITTEN OR ORAL, FORM ANY EXPRESS OR IMPLIED AGREEMENT TO CONTINUE SUCH PRACTICES OR PROCEDURES. IT IS EXPLICITLY STATED AND RECOGNIZED BY THE COUNTY AND EVERY EMPLOYEE ACCEPTING BENEFITS UNDER THE PLAN THAT ALL EMPLOYMENT IN OCONEE COUNTY (EXCEPT FOR THE OCONEE COUNTY ADMINISTRATOR AND SUCH OTHERS AS ARE SPECIFICALLY AUTHORIZED BY COUNTY COUNCIL TO BE**

**BOUND TO AN EMPLOYMENT CONTRACT), IS “AT WILL” AND THAT ALL PROVISIONS OF ANY AND ALL EMPLOYMENT BENEFITS, INCLUDING WITHOUT LIMITATION, THOSE DESCRIBED IN THE PLAN IS ALWAYS SUBJECT TO ANNUAL APPROPRIATION BY OCONEE COUNTY COUNCIL, WHICH IS NEVER GUARANTEED AND NEVER WILL BE GUARANTEED.**

**SECTION 18**

If any clause, phrase, sentence, paragraph, appropriation, or section of this Ordinance shall be held invalid for any reason, it shall not affect the validity of this Ordinance as a whole or the remaining clauses, phrases, sentences, paragraphs, appropriations, or sections hereof, which are hereby declared separable.

**SECTION 19**

All other orders, resolutions, and ordinances of Oconee County, inconsistent herewith, are, to the extent of such inconsistency only, hereby revoked, rescinded, and repealed.

**SECTION 20**

This Ordinance shall become effective upon approval on third reading and enforced from and after July 1, 2022.

**SECTION 21**

The budget provisos attached hereto are hereby incorporated herein, by reference, as fully as if set forth verbatim herein, and adopted as part of this Ordinance.

Adopted in meeting duly assembled this \_\_\_\_ day of June, 2022.

OCONEE COUNTY, SOUTH CAROLINA

\_\_\_\_\_  
John Elliott  
Chairman, Oconee County Council

ATTEST

\_\_\_\_\_  
Jennifer C. Adams  
Clerk to County Council

First Reading: May 3, 2022  
Public Hearing: May 17, 2022  
Second Reading: May 17, 2022  
Public Hearing: June 7, 2022  
Third Reading: June 7, 2022

**STATE OF SOUTH CAROLINA**  
**COUNTY OF OCONEE**  
**BUDGET PROVISOS FOR FISCAL YEAR 2022-2023**  
**ORDINANCE 2022-01**

**Section 1**

The fund appropriations made herein shall not be exceeded without proper authority or amendment by Oconee County Council. Any officer incurring indebtedness on the part of the County in excess of the appropriations herein made or authorized shall be liable upon his official bond.

**Section 2**

The Finance Director and Treasurer of Oconee County shall prepare such separate records and books of account as may be required by the United States Government or any of its agencies or by the State of South Carolina or any of its agencies, reflecting the receipt and disposition of all funds.

**Section 3**

All purchasing and contracting for the acquisition of goods and services for County purposes shall be in accordance with procedures outlined in the County Procurement Ordinance, as codified. Subject to the provisions of Oconee County policies, whenever possible and practical, goods and services shall be purchased from firms and individuals located in Oconee County whenever goods and services of equal quality and specifications are available from local suppliers at prices less than or equal to prices submitted by nonresident suppliers.

**Section 4**

No bills or claims against Oconee County shall be approved for payment and no check will be issued for same unless such bills or claims are properly itemized showing the goods purchased or services rendered, dated as of the date of delivery of said goods and/or services and signed by the person receiving said goods or services.

**Section 5**

No officer, elected official, or employee of Oconee County shall furnish any services or sell any materials or supplies to the County for pay, except upon open quote or bid in accordance with the County Procurement Ordinance, as codified.

**Section 6**

County Council may transfer funds from any fund, department, activity, or purpose to another by normal Council action, subject to all other applicable legal requirements.

The County Administrator is authorized to:

- (1) Transfer non-salary appropriations within a department, or between departments within a fund, provided that no such transfer exceeds Fifty Thousand and 00/100 (\$50,000.00) Dollars; this restriction may not be circumvented by way of multiple transfers.
- (2) Transfer salary appropriations within a department, or between departments within a fund, provided that the sum of such transfers for the entire fiscal year does not exceed One Hundred Thousand and 00/100 (\$100,000.00) Dollars.
- (3) Transfer between salary appropriations and non-salary appropriations within a department, or between departments within a fund, provided that no such transfer exceeds Ten Thousand and 00/100 (\$10,000.00) Dollars; this restriction may not be

circumvented by way of multiple transfers; and, the sum of such transfers for the entire fiscal year shall not exceed One Hundred Thousand and 00/100 (\$100,000.00) Dollars.

- (4) Any other transfers by the County Administrator require Council authorization.
- (5) Transfers by the County Administrator shall be reflected on the budgetary reports regularly submitted to Council.

All transfers authorized by this section are subject to the overall fund appropriation limits of this Ordinance

### **Section 7**

For any equipment, vehicle, or any other item that is approved in the budget as a replacement for existing items, the item being replaced will be relinquished to the Procurement Director for disposal or reassignment.

### **Section 8**

The standard mileage rate reimbursed to County employees for use of their personal vehicles will be equal to the amount set, as the authorized rate at the applicable time, by the Internal Revenue Service.

### **Section 9**

Oconee County will pay County employees a per diem for meals while traveling on County business, including travel related to training. No per diem will be paid for meals that are included in registration fees. The rates will be \$8 for breakfast, \$12 for lunch and \$15 for dinner. Per Diem for breakfast will be reimbursed if the employee is required to leave home before 7:30 a.m. Per Diem for dinner will be reimbursed if the employee returns home after 6 p.m. For non-overnight travel reimbursement for meals will be based on actual expenditures for meals, limited to the per diem amounts above. Receipts for meals will be required for reimbursements.

### **Section 10**

The first \$1500 of Oconee County building permit fees and related and associated building code fees are, to the extent permitted by law, hereby waived and set at \$0 for any Oconee County non-profit or eleemosynary entity duly recognized as such by the State of South Carolina and granted tax exempt status by the Internal Revenue Service of the United States (“IRS”), to the extent the building project is for the general public good, and only for so long as such entity maintains such non-profit or eleemosynary status and tax exempt recognition by the IRS. All building permit fees and building code fees in excess of \$1500, per applying non-profit, eleemosynary entity per application, will be applied and collected as usual, per this budget, this proviso, and the attached and incorporated Oconee County Departmental Fees Schedule. Oconee County Council hereby determines and finds that this reduction in fees is appropriate and justified by the provision of public services which these non-profit, eleemosynary entities provide to Oconee County and the public of Oconee County – services of public use and public benefit which would otherwise have to be provided by some unit of local government.

### **Section 11**

For all economic development projects in a joint county industrial or business park (“MCIP”) in the unincorporated portion of the County, for which revenue is first received on or after July 1, 2022, excluding any MCIP agreements now in existence (or which have been previously approved by County ordinance) wherein a different allocation is in place, and subject to any superior agreements allocating portions of such revenue, all revenue or remaining revenue, as the case may be, received from such MCIP which is/was attributable to the levy of all general fund millages shall be divided and distributed in the following percentages, in order to offset the costs of economic



development which made the project(s) possible: (1) Oconee County General Fund – 33%; Oconee County Economic Development Capital Projects Fund – 34%; School District of Oconee County - 33%; (2) all other taxing entities levying millage at the site in question - 1% each;<sup>[1]</sup> (3) all other taxing entities in Oconee County - 0%. Revenue attributable to the levy of debt service millage or other non-general fund millage shall be distributed to the taxing entity levying such millage. For joint county industrial or business parks located within municipal limits, the intergovernmental agreement governing the creation of such MCIP shall govern distribution of revenues. Any unused revenues in such fund at the end of any fiscal year shall be carried over to the succeeding fiscal year.

### Section 12

Pursuant to authority given to governing bodies of South Carolina counties by the South Carolina General Assembly in Section 12-43-360 of the South Carolina Code of Laws, 1976, as amended, the Oconee County Council hereby reduces the assessment ratio otherwise applicable in determining the assessed value of general aviation aircraft subject to property tax in Oconee County to a ratio of four percent (4%) of the fair market value of such general aviation aircraft. Such assessment ratio shall apply uniformly to all general aviation aircraft subject to *ad valorem* property taxation in Oconee County. This proviso first became effective in the 2011-2012 budget ordinance and is a part of the budget ordinance beginning July 1, 2022 and ending June 30, 2023.

### Section 13

Oconee County seeks to increase and maintain its unassigned fund balance to and at an amount not less than twenty-five percent (25%) of its regular general fund operating expenditures. (See Oconee Code of Ordinances Section 2-476.) Oconee County’s unassigned fund balance as of the last audited fiscal year (2021) was \$11,122,634. Oconee County’s assigned fund balance as of the last audited fiscal year (2021) was as follows:

Assigned funds for the Solid Waste Reserve General Fund balance:	\$ 912,806
Assigned funds for the Healthcare Reserve General Fund balance:	\$2,000,000
Assigned funds for the OPEB Reserve General Fund Balance:	\$1,207,715

### Section 14

County Council adopts the employee benefit plan and ratifies the designation of the County Administrator to act as the Plan Administrator and affirms all plan amendments prior to the date hereof, attached hereto as **ATTACHMENT B**.

### Section 15

County Council adopts the retiree health benefit plan as modified and ratifies the designation of the County Administrator to act as the Plan Administrator and affirms all plan amendments prior to the date hereof, attached hereto as **ATTACHMENT C**.

### Section 16

Oconee County receives federal, state, and local grants for specified purposes. Oconee County is hereby authorized, absent any other factor, to apply for, receive, and expend all such grants for which no local match is required or for which such funds are budgeted herein, in addition to all other authority elsewhere given, and in accordance with all other policies and directives of Oconee County. These grants, including any local match, are deemed budgeted for the specified purposes upon acceptance of such grants. These grants are budgeted for on a project basis in accordance with the grantors' terms and conditions instead of an annual basis and as such, unexpended appropriations

---

<sup>[1]</sup> If there are other taxing entities levying millage at the site in question, then the County and the SDOC percentages shall apply to the remainder.

for uncompleted grant projects are carried forward as a part of the budget authorized by this Ordinance. The Oconee County Administrator, or his or her duly authorized representative, is hereby authorized to apply for all federal, state, and other grants for which no County matching funds are required, if all necessary operating funds for the County facility, institution, or programs in question have been made available by County Council through the County's operating and capital budgets or are available in applicable County enterprise fund balances, or for those grants for which County matching funds are required when all necessary County matching funds have been made available by County Council through the annual County operating and capital budgets or are available in applicable County enterprise fund balances, for County Council authorized programs, institutions, and facilities of the County, and to receive and expend such federal and state grant funds, for the purposes authorized in the respective grant applications.

**Section 17**

Allocation of proceeds from sale or disposal of Vehicles/Equipment shall be deposited into the Capital Equipment – Vehicle Fund except for any proceeds from the sale of equipment belonging to the county rock quarry, which will be deposited back into the enterprise account for that activity. All other proceeds from the sale of disposal of surplus supplies and property shall be deposited into the county's general fund.

**Section 18**

Revenues collected from recycled concrete shall be designated for the rental / purchase of equipment required for concrete recycling.



**Oconee County**  
**2022-2023**  
**Administrator Recommended**  
**Annual Budget**

**April 19, 2022**

- *1<sup>st</sup> Reading – May 3, 2022*
- *Public Hearing – May 17, 2022*
- *2<sup>nd</sup> Reading – May 17, 2022*
- *Public Hearing – June 7, 2022*
- *3<sup>rd</sup> Reading – June 7, 2022*

## Table of Contents

### 2022-2023 Budget

Page	
1-9	<b>Fee Schedule</b>
10	<b>General Fund Summary</b>
11	<b>Revenues and Other Financing Sources Summary</b>
12-13	<b>Expenditures and Other Financing Uses by Department Summary</b>

#### General Fund Revenues

14	Property Taxes
15	Intergovernmental Revenue
16	License, Permits, and Fees Revenues
17	Fines and Forfeitures Revenues
18	Charges for Services Revenues
19	Interest and Investment Income Revenues
20	Miscellaneous and Other Revenues
21	Other Financing Sources & Use of General Fund Balance
22-24	<b>Program Revenues</b>
25	<b>All other Revenue</b>
26-27	<b>One Time Capital by Department</b>
28	<b>Departmental Request for New Positions</b>
29-31	<b>Number of Employees by Department</b>

#### Department Expenditures

##### Employee Count by Department Summary

32	Administrator (717)
33-34	Airport (720)
35	Animal Control (110)
36	Assessor (301)
37	Auditor (302)
38	Board of Assessment Appeals (303)
39	Building Codes (702)
40	Chau Ram Park (205)
41	Clerk of Court (501)
42	Communication (104)
43	Coroner (103)
44	County Attorney (741)
45	County Council (704)
46	Delinquent Tax Collector (305)
47	Department of Social Services (402)
48	Detention Center (106)
49	Economic Development (707)
50-51	Facilities Maintenance (714)
52	Finance Office (708)
53-54	Fire/Emergency Services (107)
55	Health Department (403)
56	Health and Human Services (705) /Direct Aid
57	High Falls Park (203)
58	Human Resources (710)
59	Information Technology (711)
60	Legislative Delegation (706)
61-62	Library (206)
63	Magistrate (509)
64-65	Non- Departmental (709)
66-67	Parks, Recreation, and Tourism (202)
68	Planning (712)
69	Probate Court (502)
70	Procurement (713)
71	Public Defender (510)
72	Register of Deeds (735)
73-74	Roads and Bridges (601)
75-76	Sheriff Office (101)

## Table of Contents

### 2022-2023 Budget

Page	
77	Soil and Water Conservation District (716)
78	Solicitor (504)
79	Solid Waste (718)
80	South Cove Park (204)
81	Treasurer (306)
82	Vehicle Maintenance (721)
83	Veterans' Affairs (404)
84	Voter Registration and Elections (715)
85	Other Financing Uses
<b>Special Revenue Funds</b>	
86-87	Emergency Services Protection Special Revenue Fund (020)
88	Sheriff Victims' Services Special Revenue Fund (210)
89	Solicitor Victims' Services Special Revenue Fund (215)
90	911 Communications Special Revenue Fund (225)
91	Tri-County Technical College Special Revenue Fund (250)
92	Road Maintenance Fund (260)
<b>Capital Project Funds</b>	
93-94	Economic Development Capital Projects Fund (315)
95	Bridges and Culverts Capital Projects Fund (320)
96	Capital Equipment and Vehicle Capital Projects Fund (325)
97	Parks, Recreation and Tourism Capital Projects Fund (330)
<b>Enterprise Fund</b>	
98	Rock Quarry Enterprise Fund (017)
<b>Debt Service Fund</b>	
99-101	Debt Service Fund (090)

**Oconee County, South Carolina  
Fees Schedule  
2022-2023 Budget**

Description	Rate	FY 2022 Fees	FY 2023 Fees
<b>General County Fees</b>			
(Applicable to all departments, unless otherwise noted within the Departmental Fees below.)			
<b>Copies</b>			
8.5 X 11	Per Page	\$0.25	\$0.25
8.5 X 14	Per Page	\$0.50	\$0.50
11 X 17	Per Page	\$0.50	\$0.50
<b>County Road Maps</b>			
County Road Map (Less Than 50)	Per Map	\$2.00	\$2.00
	Per Map	\$1.50	\$1.50
<b>Noise Ordinance Permit Fee</b>	Per Event	\$50.00	\$50.00
<b>Departmental Fees</b>			
<b>Airport</b>			
T-Hanger Rental Rates	Per Month	\$160.00	<b>\$185.00</b>
1998 T-Hangars A, B, and Box D (27)	Per Month	\$235.00	<b>\$250.00</b>
New T-Hangars E (8)	Per Month	\$270.00	<b>\$300.00</b>
Aircraft Tie-Down Rate	Per Month	\$30.00	\$30.00
Long-Term Parking Fee	Per Month, Per Vehicle	\$25.00	\$25.00
After Hour Callout Fee - With purchase of fuel	Minimum of 100 gallons	\$150.00	\$150.00
After Hour Callout Fee - No purchase of fuel	Per Callout	\$250.00	\$250.00
GPU (Ground Power Unit)	Per Hour	\$75.00	\$75.00
Event Fee		\$25.00 Single Engine \$50.00 Multi Engine \$100.00 Jet Aircraft	\$25.00 Single Engine \$50.00 Multi Engine \$100.00 Jet Aircraft
		-	<b>Aircraft above 20,000 pounds gross weight event fees revert to Tier Fee schedule.</b>
Ramp Fee -			
Tier 1 (100,000 - 20,000 Pounds)		100 Gallons/Top Off or \$100.00	100 Gallons/Top Off or \$100.00
		\$15.00 per night after 48 hours	\$15.00 per night after 48 hours
Tier 2 (20,000 - 30,000 Pounds)		200 Gallons or \$200.00	200 Gallons or \$200.00
		\$35.00 per night after 48 hours	\$35.00 per night after 48 hours
Tier 3 (30,000 - 40,000 Pounds)		300 gallons or \$300.00	300 gallons or \$300.00
		\$50.00 per night after 48 hours	\$50.00 per night after 48 hours
Airport customers with an Oconee Airport based corporate aircraft who purchase 150 or more gallons of Jet A fuel at one time will receive a \$0.10 per gallon discount off the County Airport's normal retail price for the Jet A Fuel.		N/A	N/A
Airport customers who purchase 250 gallons or more of Jet A Fuel at one time will receive a \$0.10 per gallon discount off the County Airport's normal retail price for the Jet A Fuel.		\$0.10 reduction for 250 gallons or more Jet-A	\$0.10 reduction for 250 gallons or more Jet-A

**Oconee County, South Carolina  
Fees Schedule  
2022-2023 Budget**

Description	Rate	FY 2022 Fees	FY 2023 Fees
<b>Animal Control</b>			
Dog Adoption Fee	Per Dog	\$25 - \$125	\$25 - \$125
Cat Adoption Fee	Per Cat	\$25 - \$125	\$25 - \$125
Horse Adoption Fee	Per Horse	\$100 - \$200	\$100 - \$200
Quarantine Fee	10 Days	\$60.00	\$60.00
Owner Pick-Up Fee - Cat or Dog		\$10.00	\$10.00
Owner Pick-Up Fee - Large Animal		\$20.00	\$20.00
Boarding Fee - Cat or Dog	Per Day	\$10.00	\$10.00
Boarding Fee - Large Animal	Per Day	\$20.00	\$20.00
Vaccine(s) - Misc	Per Vaccine	\$10.00	\$10.00
Dewormed - Misc		\$10.00	\$10.00
Heartworm Test - Misc		\$10.00	\$10.00
Microchip Fee - Misc		\$15.00	\$15.00
<b>Assessor/GIS</b>			
Custom Production - Billed in 1/2 Hour Increments	Per Hour	\$35.00	\$35.00
Roads Directory - Microsoft Access Database CD	Per CD	\$20.00	\$0.00
Custom Scan and Prints	Per Hour	\$35.00	\$35.00
GIS A - 8.5 X 11		\$3.00	\$3.00
GIS B - 11 X 17		\$5.00	\$5.00
GIS C - 18 X 24		\$6.00	\$10.00
GIS D - 24 X 36		\$8.00	\$15.00
GIS E - 36 X 48		\$10.00	\$20.00
GIS A - 8.5 X 11 (Aerial Imagery)		\$6.00	\$5.00
GIS B - 11 X 14 (Aerial Imagery)		\$10.00	\$0.00
GIS B - 11 X 17 (Aerial Imagery)		\$10.00	\$10.00
GIS C - 18 X 24 (Aerial Imagery)		\$12.00	\$15.00
GIS D - 24 X 36 (Aerial Imagery)		\$14.00	\$20.00
GIS E - 36 X 48 (Aerial Imagery)		\$16.00	\$25.00
Tax Map Grid with Roads		\$3.00	\$10.00
Voting Precincts and Council Districts		\$3.00	\$0.00
<b>Building Codes</b>			
<i>(See Section 10 of Provisos to the Oconee County Budget for this year)</i>			
All Buildings, Demolition, and Mechanical Trades \$10,000 or Less		\$50.00	\$50.00
All Buildings, Demolition, and Mechanical Trades \$10,000 and Up		\$75.00 + \$4.00 for each additional \$1,000 or fraction thereof	\$75.00 + \$4.00 for each additional \$1,000 or fraction thereof
Farm Exempt Structures		\$50.00	\$50.00
<b>Manufactured Homes</b>			
Set-Up Permit (Includes County Decal)		\$100.00	\$100.00
Decal Only		\$20.00	\$20.00
Manufactured Home De-Title Fee		\$50.00	\$50.00
Manufactured Home Moving Permit		\$40.00	\$40.00
<b>Other Permits</b>			
Moving Permits (Structures Other Than Manufactured Homes)		\$100.00	\$100.00
<b>Penalties</b>			
<i>(Where work for which a permit is required by this Ordinance is started prior to obtaining said permit, the applicable fee shall be doubled.)</i>			
Re-Inspection Fee - Shall be charged if an inspection is scheduled and the work is not ready when the inspector arrives.		\$75.00	\$75.00

**Oconee County, South Carolina  
Fees Schedule  
2022-2023 Budget**

Description	Rate	FY 2022 Fees	FY 2023 Fees
<b>Building Codes Continued</b>			
Stop Work Order Fee - Shall be charged if the inspector issues a stop work order.		\$50.00	\$50.00
Commercial Plan Review Fee		1/2 of building permit fee	1/2 of building permit fee
Pre-Bound Document - Less Than 50 Pages		\$5.00	\$5.00
Pre-Bound Document - Greater Than 50 Pages	Per Page	\$5.00 + \$0.25 per page	\$5.00 + \$0.25 per page
Documents on CD		\$1.00	\$1.00
Maps - 8.5 X 11	Each	\$3.00	\$3.00
Maps - 18 X 24	Each	\$6.00	\$6.00
Maps - 24 X 36	Each	\$8.00	\$8.00
Maps - 36 X 48	Each	\$10.00	\$10.00
Custom Mapping - Planning and Zoning Projects Only	Per Hour	\$35.00	\$35.00
<b>Clerk of Court</b>			
Certified Copies		\$5.00 + \$0.25 per page	<b>\$5.25 + \$0.50 per page</b>
Printouts for Family Court		.50 per page	.50 per page
Certified Printouts		\$5.00	<b>\$5.25</b>
Exemplified copies of orders	Per Document	\$10.00	\$10.00
Family Court Divorce Packets	Per Packet	\$27.00	<b>\$28.00</b>
All other fees are state mandated			
<b>County Council</b>			
Audio CD	Per Event	\$5.00	\$5.00
<b>Delinquent Tax Collector</b>			
Administrative Fee		\$10.00	\$10.00
<b>Library</b>			
<b>Overdue Fines</b>			
Books, Magazines, or Music CD's - Up to a Maximum of \$2.00 Per Book, Magazine, or Music CD	Per Day	\$0.10	\$0.10
Videos and DVD's - Up to a Maximum of \$5.00 Per Item	Per Day	\$0.50	\$0.50
Items Borrowed Through Inter-Library Loan	Per Day, Per Item	\$0.50	\$0.50
<b>Miscellaneous</b>			
Lost Materials - Books, CD's, Videos, etc.		original price of item	original price of item
South Carolina Room Research (By Mail or E-Mail)		\$5.00 + price of photocopies	\$5.00 + price of photocopies
Lost Library Cards		\$2.00	\$2.00
Black and White Prints		\$0.15	\$0.15
Color Prints		\$0.50	\$0.50
Out of County Card	Annually *	\$20.00	\$20.00
<i>* Not charged to patrons from Anderson and Pickens Counties who are in good standing Standing.</i>			



**Oconee County, South Carolina  
Fees Schedule  
2022-2023 Budget**

Description	Rate	FY 2022 Fees	FY 2023 Fees
<b>Parks, Recreation and Tourism</b>			
<b>Admission Fees (All Parks)</b>			
Daily Parking	Per Vehicle	\$3.00	\$3.00
Daily Parking	Per Boat and Trailer	\$5.00	\$5.00
Annual Pass-Calendar Year (Commercial Use)	Per Boat and/or Trailer	\$100.00	\$100.00
Annual Pass - Calendar Year (Oconee County Residents)		\$25.00	\$25.00
Annual Pass - Calendar Year - Discounted for Senior Citizen (62+ Years Old), Legally Disabled, and Veterans		FREE	FREE
Annual Pass - Calendar Year - Out of County, South Carolina Residents		\$50.00	\$50.00
Annual Pass - Calendar Year - Out of County, South Carolina Residents Discounted for Senior Citizen (62+ Years Old), Legally Disabled, and Veterans		\$40.00	\$40.00
<b>Camping (All Parks)</b>			
Oconee County Resident	Per Night	\$20.00	\$20.00
Non-Resident	Per Night	\$25.00	\$25.00
Waterfront Site - Oconee County Resident	Per Night	\$25.00	\$25.00
Waterfront Site - Non-Resident	Per Night	\$30.00	\$30.00
<i>All campers must have current license plates. No site may be occupied for more than thirty (30) days.</i>			
<b>Building Reservations (All Parks)</b>			
<i>Moving to full day rentals only, except Chau Ram</i>			
<b>Picnic Shelters</b>			
<b>Chau Ram Park</b>			
Shelter #1 - Maximum Number of 36 People	1/2 Day	\$30.00	\$30.00
Shelter #2 - Maximum Number of 36 People	1/2 Day	\$30.00	\$30.00
Shelter #3 - Maximum Number of 12 People	1/2 Day	\$20.00	\$20.00
Gazebo #1 - Maximum Number of 12 People	1/2 Day	\$20.00	\$20.00
Gazebo #2 - Maximum Number of 12 People	1/2 Day	\$20.00	\$20.00
Recreation Building - 1 to 50 People	1/2 Day	\$50.00	\$50.00
Recreation Building - 51 to 100 People	1/2 Day	\$100.00	\$100.00
Recreation Building - 101 to 150 People	1/2 Day	\$150.00	\$150.00
Recreation Building - 151 to 200 People	1/2 Day	\$175.00	\$175.00
<b>South Cove Park</b>			
Pavilion	Full Day Only	\$75.00	\$75.00
Recreation Building - 1 to 100 People	Full Day Only	\$100.00	\$150.00
Recreation Building - 101 to 200 People	Full Day Only	\$200.00	\$250.00
Recreation Building - 201 to 300 People	Full Day Only	Must Call to set up	Must Call to set up
Recreation Building - 301 or More People	Full Day Only	Must Call to set up	Must Call to set up
<b>High Falls Park</b>			
Patio Deck-Max Number of 100 People	Full Day Only	\$75.00	\$75.00
Point Shelter Max Number of 70 People	Full Day Only	\$75.00	\$75.00
Weddings and Rehearsals			
Weddings	1/2 Day	\$250.00	\$250.00
Weddings	Full Day	\$500.00	\$500.00
<b>Rehearsal Dinners and Receptions (For Off-Site Weddings)</b>			
Less Than 100 People	1/2 Day	\$100.00	\$100.00
Less Than 100 People	Full Day	\$200.00	\$200.00
101 to 150 People	1/2 Day	\$150.00	\$150.00
101 to 150 People	Full Day	\$300.00	\$300.00
151 to 200 People	1/2 Day	\$175.00	\$175.00
151 to 200 People	Full Day	\$350.00	\$350.00

**Oconee County, South Carolina  
Fees Schedule  
2022-2023 Budget**

Description	Rate	FY 2022 Fees	FY 2023 Fees
<b>Parks, Recreation and Tourism - Continued</b>			
<b>Miscellaneous</b>			
Tennis	Per Hour to Reserve	\$5.00	\$5.00
Miniature Golf	Per Game	\$3.00	\$3.00
Softball Field	Per Hour to Reserve	\$5.00	\$5.00
Volleyball	Per Hour to Reserve	\$5.00	\$5.00
<b>Non-Camper Dump Fee To Use Dump Station</b>	Per Use	\$5.00	\$5.00
<b>Planning</b>			
<b>Sign Fees</b>			
Less Than <b>33</b> Square Feet		No Fee	No Fee
On Premise signs		\$150.00	\$150.00
Billboard - off premise sign		\$250.00	\$250.00
Billboard I-85		\$500.00	\$500.00
Basic Plat Review - per parcel		\$25.00	\$25.00
Subdivisions with creation of new parcels for recording			
2-10 New Parcels	Per Parcel	\$25.00	\$25.00
11+ New Parcels		\$250 + \$15 Per Parcel	\$250 + \$15 Per Parcel
Subdivisions NOT involving creation of new parcels for recording			
2-10 Dwelling Units	Per Unit	\$50.00	\$50.00
11+ Dwelling Units		\$1,000 + \$50 Per Unit	\$1,000 + \$50 Per Unit
Communication Towers - New Build		\$6,000.00	\$6,000.00
Communication Towers - Collocate		\$3,000.00	\$3,000.00
Communication Tower Fee -	Annual Fee	\$1,000.00	\$1,000.00
Wi-Fi Tower -		\$500.00	\$500.00
Group Homes		\$300.00	\$750.00
Sexually Oriented Business	Annual Fee	\$2,500.00	\$2,500.00
Sexually Oriented Business Employee	Per Employee	\$50.00	\$50.00
Tattoo Facilities		\$1,000.00	\$1,000.00
Non-CFD Rezoning Application Fee	Per Parcel	\$50.00	\$50.00
Appeals, Variances, and Special Exception Application Fee		\$250.00	\$250.00
Zoning Permit Fee		\$25.00	\$25.00
Vegetation Removal Fee Application		\$100.00	\$100.00
Development within the Vegetation	Per Project	\$100.00	\$100.00
RV Park Plan Review			
2-10 New Units	Per Units	\$0.00	<b>\$15.00</b>
11+ New Units	Per Units	\$0.00	<b>\$100 + \$15 Per Unit</b>
<b>Probate</b>			
<b>Estate and Conservatorship Fees</b>			
<i>In estate and conservatorship proceedings, the fee shall be based upon the gross value of the decedent's probate estate or the protected person's</i>			
(1) Property Valuation Less Than \$5,000		\$25.00	\$25.00
(2) Property Valuation of \$5,000.00 But Less Than \$20,000		\$60.00	<b>\$45.00</b>
(3) Property Valuation of \$20,000.00 But Less Than \$60,000		\$100.00	<b>\$67.50</b>
(4) Property Valuation of \$60,000.00 But Less Than \$100,000		\$150.00	<b>\$95.00</b>
(5) Property Valuation of \$100,000.00 But Less Than \$600,000		\$95.00 + 0.15 of one percent of the property valuation between \$100,000 and \$600,000	\$95.00 + .15 of one percent of the property valuation between \$100,000 and \$600,000
(6) Property Valuation of \$600,000.00 or Higher Amount		Set forth in item (5) above + 0.25 of one percent of the property valuation above \$600,000	Set forth in item (5) above + 0.25 of one percent of the property valuation above \$600,000

**Oconee County, South Carolina  
Fees Schedule  
2022-2023 Budget**

Description	Rate	FY 2022 Fees	FY 2023 Fees
<b>Probate - Continued</b>			
Filing Affidavit for Collection of Personal Property Under Section 62-3-1201, the Fee Pursuant to Items (1) Through (6) Above Based Upon Property Valuation Shown		See items (1) through (6) above	See items (1) through (6) above
Filing Affidavit for Collection of Personal Property Where the Property Valuation Is Less Than \$100.00		\$12.50	\$12.50
Filing Initial Petition In Any Action or Proceeding Other Than Items (1) Through (6) Above, Same Fee as Charged for Filing Civil Actions In Circuit Court		\$150.00	\$150.00
<b>Small Estate Proceeding</b>			
<i>No Real Estate total value under \$25,000</i>			
(1) Property Valuation Less Than \$99.99		\$0.00	\$12.50
(2) Property Valuation of \$100.00 But Less Than \$4,999.99		\$0.00	\$25.00
(2) Property Valuation of \$5,000.00 But Less Than \$19,999.99		\$0.00	\$45.00
(2) Property Valuation of 20,000.00 But Less Than \$25,000.00		\$0.00	\$67.50
Issuing Certified Copy		\$5.00 + \$0.25 per page copy fee	\$5.00 + \$0.25 per page copy fee
Issuing Exemplified/Authenticated Copy		\$20.00	20.00 + 0.25 per page copy fee
Filing Demands for Notice		\$5.00	\$5.00
Filing Conservatorship Accountings		\$10.00	\$10.00
Filing Conservatorship Orders		\$5.00	\$5.00
Recording Authenticated or Certified Record		\$20.00	\$20.00
Reopening Closed Estates		\$22.50	\$22.50
Appointment of Special, Temporary or Successor Personal Representative		\$22.50	\$22.50
Filing and Indexing Will Under Section 62-2-901		\$10.00	\$10.00
Certifying Appeal Record		\$10.00	\$10.00
<b>Marriage Fees</b>			
Marriage License - Domestic Violence Fund Fee/Each Marriage Application (State)		\$20.00	\$20.00
Marriage Ceremony Fee - Oconee County Resident		\$25.00	\$25.00
Marriage Ceremony Fee - Out of County Resident		\$25.00	\$25.00
Marriage License Fee - (Total Cost) - Oconee County Resident		\$30.00	\$45.00
Marriage License Fee - (Total Cost) - Out of County Resident		\$75.00	\$75.00
Certified Copy of Marriage License		\$5.00	\$5.00
Filing Marriage License Affidavit		\$1.00	\$1.00
Reforming or Correcting Marriage Record		\$6.75	\$6.75
Issuing Duplicate Marriage License		\$6.75	\$6.75
<b>Newspaper Advertisement Fees</b>			
Notice to Creditor - Daily Journal		\$225.00	\$417.00
Affidavit of NTC Ad		\$5.00	\$5.00

**Oconee County, South Carolina  
Fees Schedule  
2022-2023 Budget**

Description	Rate	FY 2022 Fees	FY 2023 Fees
<b>Register of Deeds</b>			
Deeds		\$10.00 more than 4 pages \$1.00 per additional	\$15.00
Mortgages		\$10.00 more than 4 pages \$1.00 per additional	\$25.00
Deed Stamps		\$3.70 per \$1,000 rounded up to next \$500	\$3.70 per \$1,000 rounded up to next \$500
Instrument Which Assigns, Transfers, or Releases Real Estate Mortgage		\$6.00 for first page \$1.00 for each additional	\$10.00
Affidavit of Missing Assignment		\$10.00	\$10.00
Lease, Contract of Sale, or Trust Indenture		\$10.00 more than 4 pages \$1.00 per additional	\$25.00
Satisfaction of Real Estate Mortgage		\$5.00	\$10.00
Plat - Any Size		-	\$25.00
Plat Larger Than 8.5 X 14		\$10.00	N/A
Plat of "Legal Size" Dimensions or Smaller		\$5.00	N/A
Plats Larger Than 17 X 24		\$20.00	N/A
Any Other Paper Affecting Title or Possession of Real Estate or Personal Property and Required by Law To Be Recorded, Except Judicial Records - Categorized by State Recording Fees		\$10.00 more than 4 pages \$1.00 per additional	\$10.00/\$15.00/\$25.00
Power of Attorney, Trustee Qualification, or Other Appointment		\$15.00 more than 4 pages \$1.00 per additional	\$25.00
Mechanics Liens		\$10.00 more than 4 pages \$1.00 per additional	\$25.00
Cancellation of Mechanics Lien		\$5.00	\$10.00
Uniform Commercial Code (UCC) Financing Statement Filing - UCC1 or UCC3		\$8.00; more than 2 pages \$10.00; more than two debtors \$10.00; each additional debtor more than two \$2.00; continuations \$8.00; amendments \$8.00; assignments \$8.00; partial release \$8.00	\$25.00
Public Finance Transaction and Manufactured Home Transactions		\$20.00	\$25.00
Mailed <b>or Emailed Copies</b> - \$5.00 Additional to Certify		\$5.00 for 4 pages then \$.25 per additional page	\$5.00 for 4 pages then \$.25 per additional page
Copies - 8.5 X 11	Per Page	\$0.25	\$0.50
Copies - 8.5 X 14	Per Page	\$0.25	\$0.50
Copies - 11 X 17	Per Page	\$0.50	\$0.50
<b>All Register of Deeds fee increases have been in effect since August 2020 per South Carolina mandates</b>			

**Oconee County, South Carolina  
Fees Schedule  
2022-2023 Budget**

Description	Rate	FY 2022 Fees	FY 2023 Fees
<b>Roads and Bridges</b>			
Sign Fee - Municipalities		materials cost	\$25.00 + materials cost
Sign Fee - Other		2.5 times the materials cost	2.5 times the materials cost
Encroachment Fee - Residential/Commercial		\$60.00	\$60.00
Encroachment Fee - Pavement Cut Fee (Contractor Only)		\$250.00 + \$10.00 per sq. ft.	\$250.00 + \$10.00 per sq. ft.
Encroachment Fee - Permit Extension		\$10.00	\$10.00
Encroachment Fee - Re-Inspection		\$60.00	\$60.00
Encroachment Fee - Longitudinal Work in ROW		\$60.00 + \$0.10 per linear ft.	\$60.00 + \$0.10 per linear ft.
Encroachment Fee - Annual Blanket Permit		\$1,000.00	\$1,000.00
Road Inspection Fee		\$1.50 per foot minimum \$600	\$1.50 per foot minimum \$600
Storm Water Fees		2.5 times the materials cost	2.5 times the materials cost
<b>Rock Quarry</b>			
<b>Rock Sales</b>		<b>Price per ton</b>	
# 1 Crusher Run 1 1/2"		\$12.25	\$12.50
# 2 Crusher Run (Sap Rock)		\$9.35	\$9.60
# 3 Surge 2" x 3"		\$13.85	\$14.10
# 4 Screenings		\$6.60	\$6.60
# 5 57: 1"		\$14.50	\$14.75
# 6 789: 3/8" x 1/2"		\$13.60	\$13.85
# 7 Class A Rip Rap 4" x 8"		\$16.00	\$16.25
# 8 Class B Rip Rap 9" x 15"		\$16.20	\$16.45
# 9 Asphalt Sand		\$11.35	\$11.60
#13 Class E Rip Rap (Boulders Larger than 27")		\$22.50	\$22.75
#14 Flat Boulders		\$25.00	\$25.25
#15 Class C Rip Rap 15" x 21"		\$16.35	\$16.60
#16 Class D Rip Rap 21 1/2" x 27"		\$16.60	\$16.85
#17 Dirt Sales per Ton		\$5.00	\$5.00
Credit			
Credit Application Fee		\$60.00	\$60.00
<i>* Quarry Manager may substitute one product, close in scale, for another due to availabilities.</i>			
<b>Sheriff</b>			
<b>Civil Fees</b>			
Mechanics Liens	Each	\$10.00	\$10.00
Subpoenas	Each	\$10.00	\$10.00
Foreclosures	Each	\$25.00	\$25.00
Judgments	Each	\$25.00	\$25.00
Writs	Each	\$25.00	\$25.00
Trespass Notice	Each	\$15.00	\$15.00
Other	Each	\$15.00	\$15.00
<b>Miscellaneous</b>			
Incident Reports	Each	\$2.00	\$2.00
Record Check	Each	\$5.00	\$5.00
Executions	Each	\$25.00	\$25.00

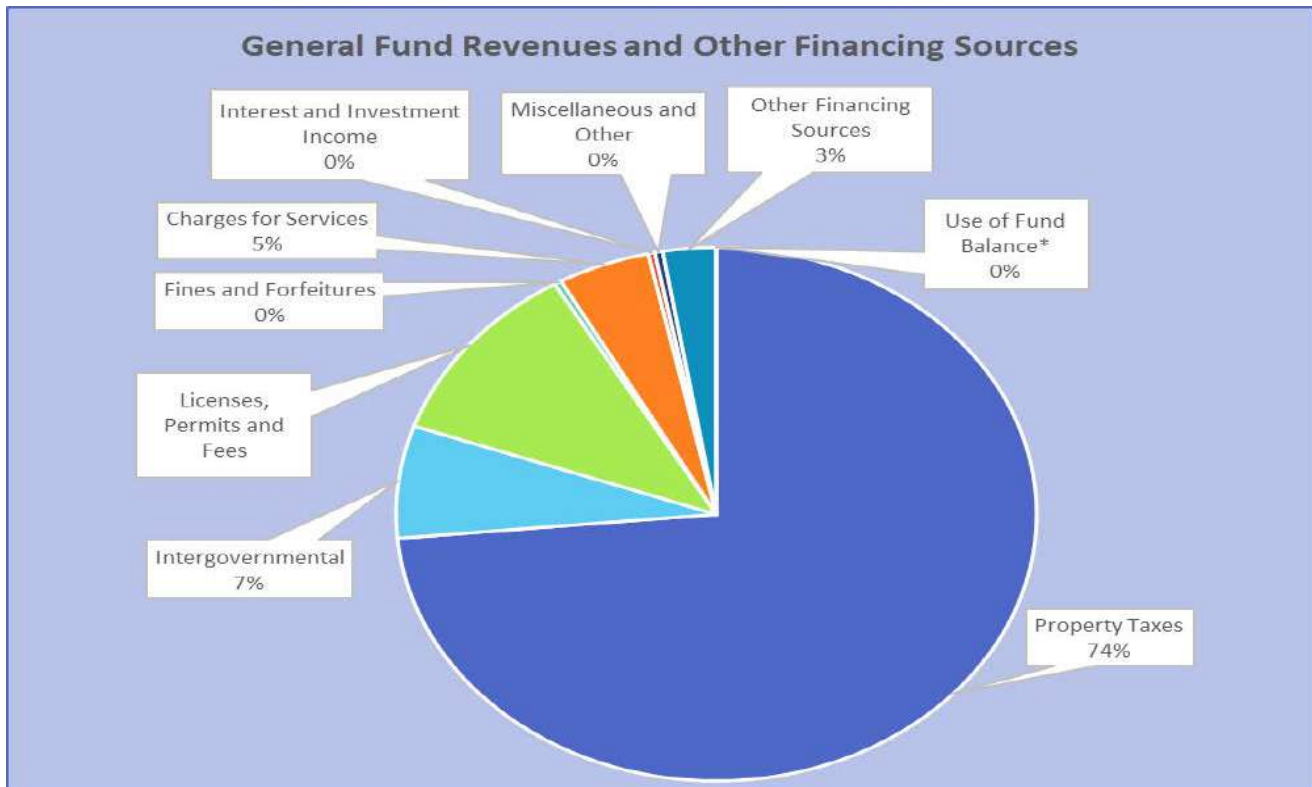
**Oconee County, South Carolina  
Fees Schedule  
2022-2023 Budget**

Description	Rate	FY 2022 Fees	FY 2023 Fees
<b>Solid Waste</b>			
MSW Transfer Station Tipping Fee- Residential	Per Ton	\$60.00	\$60.00
MSW Transfer Station Tipping Fee - Commercial	Per Ton	\$60.00	\$60.00
C and D Landfill Tipping Fee (Rate was last set in 2008.)	Per Ton	\$35.00	\$35.00
Railroad Ties and Telephone Poles	Per Ton	\$65.00	\$80.00
Passenger and Truck Tires (set by SC DHEC)	Per Ton	\$150.00	\$150.00
Off-Road, Large Tractor, or Oversized Tires	Per Ton	\$175.00	\$175.00
Asbestos	Per Ton	\$85.00	\$85.00
<b>Solid Waste License's</b>			
Commercial/Industrial	Per Entity	\$100.00	\$100.00
Residential	Per Entity	\$40.00	\$40.00
Combined	Per Entity	\$125.00	\$125.00
<b>Miscellaneous</b>			
Truck Decal	Each	\$5.00	\$5.00
<b>Credit</b>			
Credit Application Fee		\$60.00	\$60.00
Billing Late Fee after 15 day grace period		3%	3%
<b>Recycling Container Fees</b>			
8 Yard Container (for cardboard/paper recycling)			
- 4 Pickups per month		\$80.00	\$80.00
- 8 pickups per month		\$120.00	\$120.00
- each additional pick up		\$25.00	\$25.00
8 Yard Container (for plastics or aluminum)			
- Monthly container Fee		\$25.00	\$25.00
- No charge when there is a scheduled pick up		-	-
<b>40 Yard Container (for Metal)</b>			
- Monthly container Fee		\$25.00	\$25.00
- No charge when there is a scheduled pick up		-	-
Landfill/Transfer Station Reloading Fee of Unacceptable/Unapproved Waste	Per Load	\$100.00	\$150.00
Clean Concrete for recycling not greater than 3' X 3' (Not mixed with rock, dirt or other waste with rebar less than 1/2")		\$10.00	\$10.00
Clean Asphalt for recycling (not mixed with dirt)		\$10.00	\$10.00
Clean Fill Dirt		No Charge	No Charge
<b>Solicitor</b>			
Worthless Check Fee		\$50 for checks <\$500; \$100 dollars for checks \$500.01 to \$1000; and \$150 for checks >\$1000.01	\$50 for checks <\$500; \$100 dollars for checks \$500.01 to \$1000; and \$150 for checks >\$1000.01
<b>Treasurer</b>			
Decal Fee	Each	\$1.00	\$1.00
Bad Check Fee	Each	\$30.00	\$30.00
Replacement Check Fee	Each	\$30.00	\$30.00

**Oconee County, South Carolina  
General Fund Summary  
2022-2023 Budget**

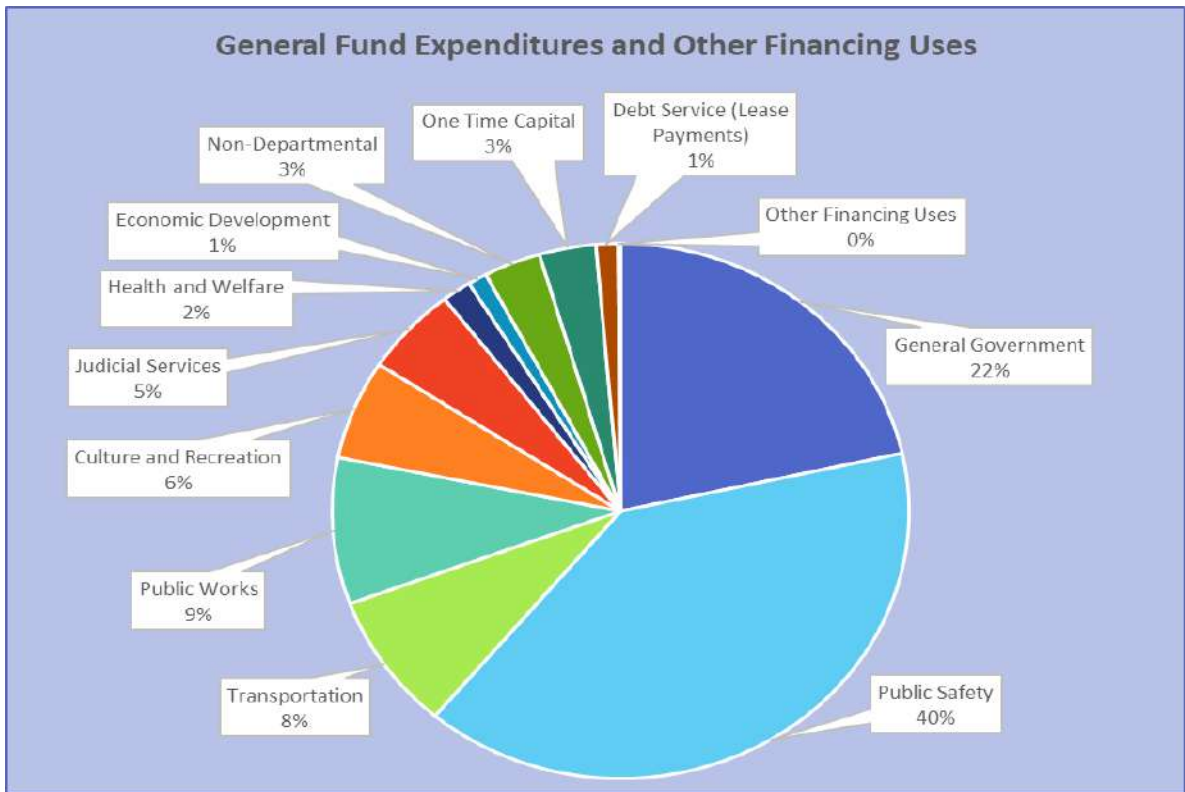
Revenues and Other Financing Sources						
Description	FY 2019 Actual	FY 2020 Actual	FY 2021 Actual	FY 2022 Budget	FY 2023 Administrator Recommended	
Property Taxes	36,208,258	36,730,275	38,531,227	41,801,385	44,493,703	Pg
Intergovernmental	4,234,575	3,995,120	4,686,613	4,144,712	4,117,843	Pg
Licenses, Permits and Fees	4,525,197	5,352,745	6,694,932	6,156,250	6,783,600	Pg
Fines and Forfeitures	228,269	231,260	242,004	222,600	222,600	Pg
Charges for Services	2,193,335	2,053,881	2,554,699	2,571,016	2,823,328	Pg
Interest and Investment Income	982,420	903,344	75,750	475,000	200,000	Pg
Miscellaneous and Other	174,758	210,933	267,164	204,189	242,214	Pg
Other Financing Sources	1,271,136	3,052,463	805,631	1,260,000	1,622,208	Pg
Use of Fund Balance*	-	-	-	500,000	-	Pg
	<b>49,817,948</b>	<b>52,530,020</b>	<b>53,858,020</b>	<b>57,335,152</b>	<b>60,505,496</b>	

\*See pages 11 & 62



**Oconee County, South Carolina  
General Fund Summary  
2022-2023 Budget**

Expenditures and Other Financing Uses					
Description	FY 2019 Actual	FY 2020 Actual	FY 2021 Actual	FY 2022 Budget	FY 2023 Administrator Recommended
<b>General Government</b>	8,135,893	8,732,555	9,112,716	10,258,305	13,146,064
<b>Public Safety</b>	20,313,476	20,793,683	21,812,426	22,993,499	23,839,807
<b>Transportation</b>	3,927,057	3,727,397	3,996,246	4,944,675	4,993,592
<b>Public Works</b>	4,196,678	4,373,084	4,759,895	4,727,914	5,347,142
<b>Culture and Recreation</b>	2,980,885	3,187,563	3,356,741	3,688,893	3,631,638
<b>Judicial Services</b>	2,719,361	2,801,152	2,898,988	3,278,730	3,228,619
<b>Health and Welfare</b>	864,346	945,792	880,902	931,725	989,580
<b>Economic Development</b>	620,166	564,167	581,958	690,047	646,480
<b>Non-Departmental</b>	1,506,617	1,538,345	3,399,458	2,155,822	1,935,000
<b>One Time Capital</b>	1,571,795	1,015,169	2,455,920	2,180,000	1,920,000
<b>Debt Service (Lease Payments)</b>	947,494	982,646	1,401,748	738,542	742,574
<b>Other Financing Uses</b>	199,216	275,000	140,000	747,000	85,000
	<b>47,982,984</b>	<b>48,936,553</b>	<b>54,796,997</b>	<b>57,335,152</b>	<b>60,505,496</b>
<b>Net Change in Fund Balance</b>	1,834,964	3,593,467	(938,977)	0	(0)
	1,834,964	3,593,467	(938,977)		
<b>Actual Value of a Mill</b>	537,612	545,613	561,398	561,398	565,500





Revenues and Other Financing Sources					
	FY 2019 Actual	FY 2020 Actual	FY 2021 Actual	FY 2022 Budget	FY 2023 Administrator Recommended
Property Tax	36,208,258	36,730,275	38,531,227	41,801,385	44,493,703
Intergovernmental	4,234,575	3,995,120	4,686,613	4,144,712	4,117,843
Licenses, Permits and Fees	4,525,197	5,352,745	6,694,932	6,156,250	6,783,600
Fines and Forfeitures	228,269	231,260	242,004	222,600	222,600
Charges for Services	2,193,335	2,053,881	2,554,699	2,571,016	2,823,328
Interest and Investment Income	982,420	903,344	75,750	475,000	200,000
Miscellaneous and Other	174,758	210,933	267,164	204,189	242,214
Other Financing Sources	1,271,136	3,052,463	805,631	1,260,000	1,622,208
Use of Fund Balance	-	-	-	500,000	-
<b>Total Revenues &amp; Other Fin. Sources</b>	<b>49,817,948</b>	<b>52,530,020</b>	<b>53,858,020</b>	<b>57,335,152</b>	<b>60,505,496</b>

Expenditures and Other Financing Uses					
Department by Function	FY 2019 Actual	FY 2020 Actual	FY 2021 Actual	FY 2022 Budget	FY 2023 Administrator Recommended
<b>General Government</b>					
Admin Contingency, COLA, New Positions and Deputies	-	-	-	273,869	3,038,466
Administrator (717)	339,445	421,698	368,142	599,949	444,147
Assessor (301)	954,778	982,480	977,340	1,056,178	1,051,674
Auditor (302)	454,221	503,692	520,741	622,713	641,525
Board of Assessment Appeals (303)	2,214	2,691	3,252	12,003	7,526
County Attorney (741)	330,812	321,500	321,864	399,970	402,044
County Council (704)	302,343	369,548	294,827	312,340	315,713
Delinquent Tax Collector (305)	373,471	321,423	378,409	471,054	438,656
Facilities Maintenance (714)	1,224,612	1,352,242	1,635,811	1,422,378	1,416,939
Finance Office (708)	652,451	607,173	695,773	693,166	691,179
Human Resources (710)	304,392	319,402	335,055	352,973	406,742
Information Technology (711)	868,395	907,661	906,987	1,070,551	1,181,471
Legislative Delegation (706)	89,148	94,577	94,905	98,099	98,536
Planning Commission (712)	101,158	286,705	230,074	394,675	429,307
Procurement (713)	151,349	151,019	168,821	182,966	190,386
Register of Deeds (735)	293,003	290,826	301,709	326,158	328,810
Soil and Water Conservation District (716)	73,031	68,319	80,945	85,027	79,781
Treasurer (306)	484,228	571,624	588,667	654,430	682,981
Vehicle Maintenance (721)	870,837	924,682	933,092	980,737	1,006,319
Voter Registration and Elections (715)	266,004	235,293	276,302	249,069	293,862
<b>Total General Government</b>	<b>8,135,893</b>	<b>8,732,555</b>	<b>9,112,716</b>	<b>10,258,305</b>	<b>13,146,064</b>
<b>Public Safety</b>					
Animal Control (110)	616,322	640,343	643,774	665,508	694,818
Building Codes (702)	780,317	623,677	623,287	661,650	654,854
Communications (104)	1,596,630	1,605,604	1,651,216	1,752,113	1,792,003
Coroner (103)	224,111	249,964	257,253	312,110	315,004
Detention Center (106)	4,002,216	4,235,413	4,347,274	4,663,334	4,912,652
Fire/Emergency Services (107)	4,270,026	4,149,021	4,958,632	4,997,044	5,266,818
Sheriff (101)	8,823,854	9,289,661	9,330,990	9,941,740	10,203,658
<b>Total Public Safety</b>	<b>20,313,476</b>	<b>20,793,683</b>	<b>21,812,426</b>	<b>22,993,499</b>	<b>23,839,807</b>

Expenditures and Other Financing Uses					
Department by Function	FY 2019 Actual	FY 2020 Actual	FY 2021 Actual	FY 2022 Budget	FY 2023 Administrator Recommended
<b>Transportation</b>					
Airport (720)	1,243,789	1,183,587	1,340,473	1,945,707	1,966,595
Roads and Bridges (601)	2,683,268	2,543,810	2,655,773	2,998,968	3,026,997
<b>Total Transportation</b>	<b>3,927,057</b>	<b>3,727,397</b>	<b>3,996,246</b>	<b>4,944,675</b>	<b>4,993,592</b>
<b>Public Works</b>					
Solid Waste (718)	4,196,678	4,373,084	4,759,895	4,727,914	5,347,142
<b>Total Public Works</b>	<b>4,196,678</b>	<b>4,373,084</b>	<b>4,759,895</b>	<b>4,727,914</b>	<b>5,347,142</b>
<b>Culture and Recreation</b>					
Chau Ram Park (205)	283,189	338,326	413,942	378,251	348,536
High Falls Park (203)	364,327	425,231	453,077	458,260	438,779
Library (206)	1,371,889	1,376,570	1,383,383	1,495,888	1,521,027
Parks, Recreation and Tourism (202)	482,349	576,333	587,530	778,823	739,672
South Cove Park (204)	479,131	471,103	518,809	577,671	583,624
<b>Total Culture and Recreation</b>	<b>2,980,885</b>	<b>3,187,563</b>	<b>3,356,741</b>	<b>3,688,893</b>	<b>3,631,638</b>
<b>Judicial Services</b>					
Clerk of Court (501)	643,694	654,713	681,337	708,592	714,333
Magistrate (509)	802,721	799,070	815,506	953,613	945,171
Probate Court (502)	362,847	353,803	360,145	383,940	365,112
Public Defender (510)	200,000	240,000	240,000	250,000	250,000
Solicitor (504)	710,099	753,566	802,000	982,585	954,003
<b>Total Judicial Services</b>	<b>2,719,361</b>	<b>2,801,152</b>	<b>2,898,988</b>	<b>3,278,730</b>	<b>3,228,619</b>
<b>Health and Welfare</b>					
Health and Human Services Direct Aid (705)	630,041	714,802	647,784	671,867	736,867
Department of Social Services (402)	19,867	12,829	11,435	13,200	12,700
Health Department (403)	28,815	26,743	22,169	29,134	29,150
Veterans' Affairs (404)	185,623	191,418	199,514	217,524	210,863
<b>Total Health and Welfare</b>	<b>864,346</b>	<b>945,792</b>	<b>880,902</b>	<b>931,725</b>	<b>989,580</b>
<b>Economic Development (707)</b>	<b>620,166</b>	<b>564,167</b>	<b>581,958</b>	<b>690,047</b>	<b>646,480</b>
<b>Non-Departmental (709)</b>	<b>1,506,617</b>	<b>1,538,345</b>	<b>3,399,458</b>	<b>2,155,822</b>	<b>1,935,000</b>
<b>One Time Capital</b>	<b>1,571,795</b>	<b>1,015,169</b>	<b>2,455,920</b>	<b>2,180,000</b>	<b>1,920,000</b>
<b>Debt Service Lease Payments</b>	<b>947,494</b>	<b>982,646</b>	<b>1,401,748</b>	<b>738,542</b>	<b>742,574</b>
<b>Other Financing Uses</b>	<b>199,216</b>	<b>275,000</b>	<b>140,000</b>	<b>747,000</b>	<b>85,000</b>
<b>Total Expenditures and Other Financing Uses</b>	<b>47,982,984</b>	<b>48,936,553</b>	<b>54,796,997</b>	<b>57,335,152</b>	<b>60,505,496</b>
<b>Net Change in Fund Balance Increase (Decrease)</b>	<b>1,834,964</b>	<b>3,593,467</b>	<b>(938,977)</b>	<b>0</b>	<b>(0)</b>

**Oconee County, South Carolina  
Property Taxes  
2022-2023 Budget**

Description	FY 2019 Actual	FY 2020 Actual	FY 2021 Actual	FY 2022 Budget	FY 2023 Administrator Recommended
<b>Real Estate</b>	29,147,071	28,689,186	30,068,275	33,757,132	36,135,450
<b>BMW</b>	7,992	7,926	6,227	7,500	6,500
<b>Vehicle</b>	2,259,762	2,467,321	2,748,336	2,635,000	2,725,000
<b>Watercraft</b>	-	102,137	608,325	700,000	825,000
<b>Homestead Exemption</b>	1,117,283	1,212,251	1,218,039	1,200,000	1,200,000
<b>Fee-In-Lieu</b>	1,836,115	1,871,777	1,942,456	1,800,000	1,900,000
<b>Merchants Inventory</b>	75,043	75,043	75,043	75,000	75,000
<b>Motor Carrier</b>	343,467	137,561	403,561	170,753	170,753
<b>Manufacturer's Exemption</b>	331,320	336,703	333,722	336,000	336,000
<b>Manufacturer PVE Reimb</b>	16,942	61,531	69,431	70,000	70,000
<b>County Penalty</b>	153,453	136,169	166,019	150,000	150,000
<b>Delinquent</b>	919,810	1,632,670	891,793	900,000	900,000
<b>Total Property Taxes</b>	<b>36,208,258</b>	<b>36,730,275</b>	<b>38,531,227</b>	<b>41,801,385</b>	<b>44,493,703</b>

**Oconee County, South Carolina  
Intergovernmental  
2022-2023 Budget**

<b>Account Number</b>	<b>Description</b>	<b>FY 2019 Actual</b>	<b>FY 2020 Actual</b>	<b>FY 2021 Actual</b>	<b>FY 2022 Budget</b>	<b>FY 2023 Administrator Recommended</b>
010-080-00805-00190	SC Cares COVID	-	-	262,524	-	-
010-081-00810-14904	Impact Fee For Tires	48,033	47,529	43,627	35,000	40,000
010-081-00810-15000	1/2 Pollution Control Fine	-	5,398	-	500	-
010-081-00810-20005	State Aid to Subdivisions	2,859,287	2,986,064	3,040,980	3,013,261	3,013,261
010-081-00810-20060	Flood Control	55,506	-	65,824	40,000	50,000
010-081-00810-20065	TNC Act Local Assessment Fees	1,960	2,855	1,449	-	-
010-081-00810-20400	Sheriff Supplement	1,575	1,575	1,575	1,576	1,576
010-081-00810-21200	Coroner Supplement	1,575	1,575	1,575	1,576	1,576
010-081-00810-21300	Registration Board	6,542	6,501	6,750	6,944	6,750
010-081-00810-21400	Register of Deeds Supplement	1,575	1,575	1,575	1,576	1,576
010-081-00810-21900	Clerk of Court Supplement	1,575	1,575	1,575	1,576	1,576
010-081-00810-22300	Probate Judge Supplement	1,575	1,575	1,575	1,576	1,576
010-081-00810-22950	SCABL On Premise License	23,950	19,900	24,850	20,000	25,000
010-081-00810-25900	Veterans' Affairs State Aid	5,371	5,478	5,478	5,478	5,478
010-081-00810-60460	Resource Officer Reimbursement	541,374	609,098	662,901	595,926	600,354
010-081-00810-74700	Circuit Solicitors Extra State Funding (FY2022 - 2 Employees)	-	-	-	200,223	149,620
010-081-00825-00161	SC Disaster Reimb - Hurricane	81,961	-	-	-	-
010-081-00825-90715	SCDOC C-14-2286 US Engine Grant	60,000	-	-	-	-
010-081-00825-91126	BWC Reimb Rev for Prior	-	34,360	-	-	-
010-081-00825-97715	SC State Election Reimb Revenue	32,512	5,854	82,194	20,000	20,000
010-082-00825-00161	Fema Disaster Hurricane	267,905	-	-	-	-
010-082-00825-00191	FEMA 2020 Tornado	-	-	33,999	-	-
010-082-00825-00192	FEMA 2020 Flooding	-	-	260,103	-	-
010-082-00830-25500	Department of Social Services	56,458	53,038	27,985	50,000	50,000
010-082-00830-25600	Sheriff Title IVD Service of Process	7,854	5,379	4,472	9,500	9,500
010-082-00830-40030	Federal Owned Land PILT	114,835	142,639	155,602	140,000	140,000
010-080-00805-10710	SDOC Reimb Fire Instructor	63,152	63,152	-	-	-
<b>Total</b>	<b>Total Intergovernmental</b>	<b>4,234,575</b>	<b>3,995,120</b>	<b>4,686,613</b>	<b>4,144,712</b>	<b>4,117,843</b>

**Oconee County, South Carolina  
License, Permits, & Fees  
2022-2023 Budget**

<b>Account Number</b>	<b>Description</b>	<b>FY 2019 Actual</b>	<b>FY 2020 Actual</b>	<b>FY 2021 Actual</b>	<b>FY 2022 Budget</b>	<b>FY 2023 Administrator Recommended</b>
010-080-00805-10285	Tax Sale Fees	236,564	157,325	268,720	235,000	250,000
010-080-00805-10302	Temporary Tag Collection	2,280	-	-	-	-
010-080-00805-10310	Vehicle Decal Fees	66,846	69,118	72,790	65,000	72,000
010-080-00805-10311	Noise Ord Permit Fee	150	50	-	-	-
010-080-00805-10312	Franchise Fee Cable TV	222,052	255,449	253,187	250,000	252,000
010-080-00805-10370	Communication Tower Fees	15,000	25,000	36,000	30,000	32,000
010-080-00805-10400	Sheriff Civil Fees	5,560	7,900	7,495	5,000	6,000
010-080-00805-10504	Worthless Checks	2,385	3,444	3,116	6,000	3,000
010-080-00805-10600	Road Inspection Fee	648	-	-	-	-
010-080-00805-10601	Encroachment Fees - Roads and Bridges	12,896	18,445	31,959	20,000	30,000
010-080-00805-10915	Airport Special Events	2,825	5,017	750	11,000	-
010-080-00805-10916	Airport Shuttle - SR Solutions	3,490	5,095	-	3,500	-
010-080-00805-11000	Library Fines and Fees	29,214	18,776	11,610	20,000	15,000
010-080-00805-11100	Dog Adoption Fees	45,582	25,825	6,580	20,000	10,000
010-080-00805-11101	Cat Adoption Fees	21,050	18,670	28,345	20,000	20,000
010-080-00805-11103	Animal Boarding Fees	875	1,040	120	1,500	1,000
010-080-00805-11703	Map Copies Assessor	2,228	1,041	484	2,000	500
010-080-00805-11900	Clerk of Court	219,833	240,874	195,494	250,000	225,000
010-080-00805-11902	3% State Document Fee	44,078	49,483	74,867	42,000	60,000
010-080-00805-12032	Vehicle Maintenance Labor Reimbursement	933	847	1,110	1,650	-
010-080-00805-12301	Probate Judge Estates	141,643	143,921	179,141	135,000	150,000
010-080-00805-12302	Probate Judge Advertising	19,630	68,063	151,792	100,000	150,000
010-080-00805-12304	Probate Judge Marriage Licenses	7,652	7,318	10,813	8,500	10,000
010-080-00805-12305	Probate Judge Returns	300	310	350	100	100
010-080-00805-12307	Probate Judge Marriage Certificates	5,385	5,700	5,283	5,500	5,500
010-080-00805-12308	Probate Judge Marriage Ceremony	5,717	5,060	3,550	4,000	3,500
010-080-00805-12309	Probate Judge Orders	-	-	-	-	-
010-080-00805-12501	Tax Collector Fees	50,200	45,574	54,510	40,000	50,000
010-080-00805-13700	Building Codes	862,741	995,832	1,333,492	1,200,000	1,500,000
010-080-00805-13701	Building Codes Mobile Home Fees	20,000	22,050	22,705	20,000	20,000
010-080-00805-13705	Building Codes Plan Review Fees	130,286	189,490	162,284	175,000	175,000
010-080-00805-13706	Subdivision Plan Review Fees	2,300	4,225	5,800	5,000	5,000
010-080-00805-13708	Code Book Revenues- Building Codes	-	-	-	-	-
010-080-00805-13724	Land Use Appeals - Planning	900	800	2,850	2,500	2,500
010-080-00805-13753	Zoning Permit Fees	21,069	21,775	25,035	20,000	25,000
010-080-00805-14100	Register of Deeds	820,785	1,003,351	1,437,784	1,400,000	1,500,000
010-080-00805-14904	Solid Waste Impact Fee for Tires	5,932	5,712	13,120	6,000	13,000
010-080-00805-15406	Credit Application Fees	2,207	840	348	-	-
010-080-00805-16002	Magistrate Court Fees	1,019	1,420	1,371	1,000	-
010-080-00805-16003	Magistrate Civil Paper Fees	100,585	92,008	85,401	85,000	85,000
010-080-00805-16030	Magistrate Collection Cost	2,439	2,451	2,631	2,500	2,500
010-080-00805-60105	Sign Fees - Roads and Bridges	4,083	2,672	5,044	8,500	5,000
010-080-00805-60735	One Stop Recording Fees	2,930	5,250	6,915	5,000	5,000
010-080-49807-14900	Solid Waste Tipping Fees	1,382,905	1,825,524	2,192,086	1,950,000	2,100,000
<b>Total</b>	<b>Total License, Permits, and Fees</b>	<b>4,525,197</b>	<b>5,352,745</b>	<b>6,694,932</b>	<b>6,156,250</b>	<b>6,783,600</b>

**Oconee County, South Carolina  
Fines & Forfeitures  
2022-2023 Budget**

<b>Account Number</b>	<b>Description</b>	<b>FY 2019 Actual</b>	<b>FY 2020 Actual</b>	<b>FY 2021 Actual</b>	<b>FY 2022 Budget</b>	<b>FY 2023 Administrator Recommended</b>
010-080-00805-16001	Magistrate Fines	226,586	227,101	239,193	220,000	220,000
010-080-00805-16004	25% Boating Fines Retained	647	689	1,049	1,100	1,100
010-080-00805-16006	Solicitor's Traffic Education	140	-	38	-	-
010-080-00805-16016	Litter Fines (90% GF)	896	2,630	1,004	1,500	1,500
010-080-00805-16024	Litter Fine In Lieu of Pickup	-	840	720	-	-
<b>Total</b>	<b>Total Fines and Forfeitures</b>	<b>228,269</b>	<b>231,260</b>	<b>242,004</b>	<b>222,600</b>	<b>222,600</b>

**Oconee County, South Carolina  
Charges for Services  
2022-2023 Budget**

		FY 2019 Actual	FY 2020 Actual	FY 2021 Actual	FY 2022 Budget	FY 2023 Administrator Recommended
010-080-00805-00203	High Falls Park	159,938	131,234	220,987	150,000	225,000
010-080-00805-00204	South Cove Park	344,267	305,344	458,375	350,000	460,000
010-080-00805-00205	Chau Ram Park	39,230	32,906	79,302	60,000	85,000
010-080-00805-00306	PRT Season Pass/Treasurer	1,055	875	850	1,200	500
010-080-00805-00900	Sheriff-Voluntary Extra Duty Pay	125,106	115,588	80,122	100,000	80,000
010-080-00805-10900	Airport - Hangar Rent	130,259	129,843	126,368	130,620	148,802
010-080-00805-10904	Airport Comm./Mechanic	6,300	5,775	6,300	6,300	6,300
010-080-00805-10905	Tie Down	3,605	3,750	3,535	4,920	3,500
010-080-00805-10906	Airport Miscellaneous	3,728	1,515	1,132	750	1,000
010-080-00805-10911	Bare Land Lease	2,626	2,626	2,626	2,626	2,626
010-080-00805-10912	Airport - Call Out Fees	8,980	13,805	20,000	10,000	20,000
010-080-00805-10913	Airport - Long-Term Parking Fees	970	1,730	3,690	3,500	3,500
010-080-00805-10914	Airport - Ramp Fee	19,673	20,903	27,953	25,000	25,000
010-080-00805-10980	Airport - Aviation Fuel	230,739	216,896	237,676	225,000	225,000
010-080-00805-10990	Airport - Jet Fuel	901,049	834,080	1,061,741	1,275,000	1,275,000
010-080-00805-62051	Fairplay Recreation Area Revenue	5,138	5,150	3,787	5,500	3,500
010-080-00805-62052	Lawrence Bridge Rec Area Revenue	5,018	4,463	3,505	4,500	3,500
010-080-00805-62053	Mullins Ford Rec Area Revenue	603	273	445	500	500
010-080-00805-62054	Choestoea Landing Revenue	1,569	1,062	1,721	1,600	1,600
010-080-00805-62055	Port Bass Landing Revenue	39	10	-	-	-
010-080-00805-62056	Seneca Creek Landing Revenue	2,826	3,220	2,543	3,000	2,500
010-080-00805-62057	South Union Landing Revenue	859	901	487	1,000	500
010-080-49807-14902	Solid Waste - Recyclables	171,667	213,058	211,554	200,000	250,000
010-080-49807-14910	Solid Waste - Mulch Sales	28,091	8,874	-	10,000	-
<b>Total</b>	<b>Total Charges for Services</b>	<b>2,193,335</b>	<b>2,053,881</b>	<b>2,554,699</b>	<b>2,571,016</b>	<b>2,823,328</b>

**Oconee County, South Carolina  
Interest and Investment Income  
2022-2023 Budget**

	Description	FY 2019 Actual	FY 2020 Actual	FY 2021 Actual	FY 2022 Budget	FY 2023 Administrator Recommended
<b>Multiple Account Numbers</b>	<b>Interest - Administrative Investment Accounts</b>	982,420	903,344	75,750	475,000	200,000
<b>Total</b>	<b>Total Interest and Investment Income</b>	<b>982,420</b>	<b>903,344</b>	<b>75,750</b>	<b>475,000</b>	<b>200,000</b>



**Oconee County, South Carolina  
Miscellaneous and Other  
2022-2023 Budget**

	Description	FY 2019 Actual	FY 2020 Actual	FY 2021 Actual	FY 2022 Budget	FY 2023 Administrator Recommended
010-080-00805-10290	Gain/Loss on Sales of Forfeited Land	(9,411)	(36,005)	(12,864)	-	-
010-080-00805-10320	Rent - USDA Building	7,800	7,800	7,800	7,800	7,800
010-080-00805-10321	Rent - Bantam Chef	3,000	2,750	3,000	3,000	3,000
010-080-00805-10340	Miscellaneous Income	44,926	66,712	97,400	90,000	95,000
010-080-00805-10343	Brady Lease Revenue	-	-	6,000	-	-
010-080-00805-10385	Land Sales - Forfeited Land Commission (FLC)	15,595	50,267	35,576	10,000	25,000
010-080-00805-10386	Auditor FLC Processing Fees	680	1,560	2,840	250	1,275
010-080-00805-10387	Auditor FLC Delinquent Tax Fee	8,220	19,270	32,020	3,000	15,000
010-080-00805-10401	Miscellaneous - Sheriff	40,262	44,453	43,263	40,000	43,000
010-080-00805-11106	Animal Control Miscellaneous Revenue	18,556	16,316	19,115	10,000	15,000
010-080-00805-12306	Miscellaneous - Probate Judge	20,553	17,822	15,420	17,000	15,000
010-080-00805-16020	Master in Equity	11,640	9,245	5,740	12,000	10,000
010-080-00805-20800	Soil and Water	6,139	-	6,139	6,139	6,139
010-080-00805-60003	Storm Water Assistance Fund	4,701	10,743	5,715	5,000	6,000
010-001-00028-71144	Restitution	2,097	-	-	-	-
<b>Total</b>	<b>Total Miscellaneous and Other</b>	<b>174,758</b>	<b>210,933</b>	<b>267,164</b>	<b>204,189</b>	<b>242,214</b>

**Oconee County, South Carolina**  
**Other Financing Sources and Use of General Fund Balance**  
**2022-2023 Budget**

Other Financing Sources						
	Description	FY 2019 Actual	FY 2020 Actual	FY 2021 Actual	FY 2022 Budget	FY 2023 Administrator Recommended
010-090-00170-70012	Transfer From Capital Projects (012)	185,681	-	-	-	-
010-090-00170-70017	Transfer From Rock Quarry	500,000	750,000	750,000	1,000,000	1,000,000
010-090-00170-70230	Transfer From State Accommodations Tax (Fund 230)	72,522	40,035	46,441	34,000	45,000
010-090-00170-70235	Transfer From Local Accommodations Tax (Mountain Lakes CVB LAT Salaries) (Fund 235)	213,488	-	-	186,000	300,708
010-080-00805-10305	Sale of Capital Assets	67,030	-	-	-	-
010-080-00805-10300	Non-Capital Sales	-	11,769	-	-	-
010-080-00170-07190	Insurance Recovery & Health Plan	231,670	27,353	9,190	25,000	25,000
010-090-00180-07191	OFS Insurance Proceeds Prepaid Legal	745	23,306	-	15,000	1,500
New Account	Upcountry Fiber	-	-	-	-	250,000
010-080-00170-07180	Proceeds from Capital Lease	-	2,200,000	-	-	-
		<b>1,271,136</b>	<b>3,052,463</b>	<b>805,631</b>	<b>1,260,000</b>	<b>1,622,208</b>
Use of General Fund Balance						
	Description	FY 2019 Actual	FY 2020 Actual	FY 2021 Actual	FY 2022 Approved 6/22/2021	FY 2023 Administrator Recommended
	Use of Prior Years Fund Balance	-	-	-	-	-
	Use of Fund Balance - Westminster Magistrate*	-	-	-	500,000	-
<b>Total</b>	<b>Total Other Financing Sources</b>	<b>-</b>	<b>-</b>	<b>-</b>	<b>500,000</b>	<b>-</b>
<b>Total of OFS</b>		<b>1,271,136</b>	<b>3,052,463</b>	<b>805,631</b>	<b>1,760,000</b>	<b>1,622,208</b>

**Oconee County, South Carolina  
Program Revenue  
2022-2023 Budget**

	Description	FY 2019 Actual	FY 2020 Actual	FY 2021 Actual	FY 2022 Budget	FY 2023 Administrator Recommended
010-080-00805-10900	Airport - Hangar Rent	130,259	129,843	126,368	130,620	148,802
010-080-00805-10904	Airport Comm./Mechanic	6,300	5,775	6,300	6,300	6,300
010-080-00805-10905	Tie Down	3,605	3,750	3,535	4,920	3,500
010-080-00805-10906	Airport Miscellaneous	3,728	1,515	1,132	750	1,000
010-080-00805-10911	Bare Land Lease	2,626	2,626	2,626	2,626	2,626
010-080-00805-10912	Airport - Call Out Fees	8,980	13,805	20,000	10,000	20,000
010-080-00805-10913	Airport - Long-Term Parking Fees	970	1,730	3,690	3,500	3,500
010-080-00805-10914	Airport - Ramp Fee	19,673	20,903	27,953	25,000	25,000
010-080-00805-10915	Airport Special Events	2,825	5,017	750	11,000	-
010-080-00805-10916	Airport Shuttle - SR Solutions	3,490	5,095	-	3,500	-
010-080-00805-10980	Airport - Aviation Fuel	230,739	216,896	237,676	225,000	225,000
010-080-00805-10990	Airport - Jet Fuel	901,049	834,080	1,061,741	1,275,000	1,275,000
<b>Airport Total</b>		<b>1,314,244</b>	<b>1,241,035</b>	<b>1,491,771</b>	<b>1,698,216</b>	<b>1,710,728</b>
010-080-00805-11100	Dog Adoption Fees	45,582	25,825	6,580	20,000	10,000
010-080-00805-11101	Cat Adoption Fees	21,050	18,670	28,345	20,000	20,000
010-080-00805-11103	Animal Boarding Fees	875	1,040	120	1,500	1,000
010-080-00805-11106	Animal Control Miscellaneous Revenue	18,556	16,316	19,115	10,000	15,000
<b>Animal Control Total</b>		<b>86,063</b>	<b>61,851</b>	<b>54,160</b>	<b>51,500</b>	<b>46,000</b>
010-080-00805-11703	Map Copies Assessor	2,228	1,041	484	2,000	500
<b>Assessor Total</b>		<b>2,228</b>	<b>1,041</b>	<b>484</b>	<b>2,000</b>	<b>500</b>
010-080-00805-10302	Temporary Tag Collection	2,280	-	-	-	-
<b>Auditor Total</b>		<b>2,280</b>	<b>-</b>	<b>-</b>	<b>-</b>	<b>-</b>
010-080-00805-13700	Building Codes	862,741	995,832	1,333,492	1,200,000	1,500,000
010-080-00805-13701	Building Codes Mobile Home Fees	20,000	22,050	22,705	20,000	20,000
010-080-00805-13705	Building Codes Plan Review Fees	130,286	189,490	162,284	175,000	175,000
010-080-00805-13706	Subdivision Plan Review Fees	2,300	4,225	5,800	5,000	5,000
010-080-00805-10370	Communication Tower Fees	15,000	25,000	36,000	30,000	32,000
010-080-00805-60735	One Stop Recording Fees	2,930	5,250	141,643	5,000	5,000
<b>Building Codes Total</b>		<b>1,033,257</b>	<b>1,241,847</b>	<b>1,701,924</b>	<b>1,435,000</b>	<b>1,737,000</b>
010-080-00805-00205	Chau Ram Park	39,230	32,906	79,302	60,000	85,000
<b>Chau Ram Park Total</b>		<b>39,230</b>	<b>32,906</b>	<b>79,302</b>	<b>60,000</b>	<b>85,000</b>
010-080-00805-11900	Clerk of Court	219,833	240,874	195,494	250,000	225,000
010-080-00805-11902	3% State Document Fee	44,078	49,483	74,867	42,000	60,000
010-080-00805-16020	Master in Equity	11,640	9,245	5,740	12,000	10,000
010-081-00810-21900	Clerk of Court Supplement	1,575	1,575	1,575	1,576	1,576
<b>Clerk of Court Total</b>		<b>277,126</b>	<b>301,177</b>	<b>277,676</b>	<b>305,576</b>	<b>296,576</b>
010-081-00810-21200	Coroner Supplement	1,575	1,575	1,575	1,576	1,576
<b>Coroner Total</b>		<b>1,575</b>	<b>1,575</b>	<b>1,575</b>	<b>1,576</b>	<b>1,576</b>
010-080-00805-10285	Tax Sale Fees	236,564	157,325	268,720	235,000	250,000
010-080-00805-12501	Tax Collector Fees	50,200	45,574	54,510	40,000	50,000
<b>Delinquent Tax Total</b>		<b>286,764</b>	<b>202,899</b>	<b>323,230</b>	<b>275,000</b>	<b>300,000</b>
010-082-00830-25500	Department of Social Services	56,458	53,038	27,985	50,000	50,000
<b>Department of Social Services Total</b>		<b>56,458</b>	<b>53,038</b>	<b>27,985</b>	<b>50,000</b>	<b>50,000</b>
010-080-00805-10710	SDOC Reimb Fire Instructor	63,152	63,152	-	-	-
<b>Fire/Emergency Services Total</b>		<b>63,152</b>	<b>63,152</b>	<b>-</b>	<b>-</b>	<b>-</b>

**Oconee County, South Carolina  
Program Revenue  
2022-2023 Budget**

	Description	FY 2019 Actual	FY 2020 Actual	FY 2021 Actual	FY 2022 Budget	FY 2023 Administrator Recommended
010-080-00805-00203	High Falls Park	159,938	131,234	220,987	150,000	225,000
010-080-00805-62051	Fairplay Recreation Area Revenue	5,138	5,150	3,787	5,500	3,500
010-080-00805-62052	Lawrence Bridge Rec Area Revenue	5,018	4,463	3,505	4,500	3,500
010-080-00805-62053	Mullins Ford Rec Area Revenue	603	273	445	500	500
010-080-00805-62054	Choestoea Landing Revenue	1,569	1,062	1,721	1,600	1,600
010-080-00805-62055	Port Bass Landing Revenue	39	10	-	-	-
010-080-00805-62056	Seneca Creek Landing Revenue	2,826	3,220	2,543	3,000	2,500
010-080-00805-62057	South Union Landing Revenue	859	901	487	1,000	500
<b>High Falls Park Total</b>		<b>175,990</b>	<b>146,313</b>	<b>233,475</b>	<b>166,100</b>	<b>237,100</b>
010-080-00805-11000	Library Fines and Fees	29,214	18,776	11,610	20,000	15,000
<b>Library Total</b>		<b>29,214</b>	<b>18,776</b>	<b>11,610</b>	<b>20,000</b>	<b>15,000</b>
010-080-00805-16001	Magistrate Fines	226,586	227,101	239,193	220,000	220,000
010-080-00805-16002	Magistrate Court Fees	1,019	1,420	1,371	1,000	-
010-080-00805-16003	Magistrate Civil Paper Fees	100,585	92,008	85,401	85,000	85,000
010-080-00805-16004	25% Boating Fines Retained	647	689	1,049	1,100	1,100
010-080-00805-16016	Litter Fines (90% GF)	896	2,630	1,004	1,500	1,500
010-080-00805-16030	Magistrate Collection Cost	2,439	2,451	2,631	2,500	2,500
<b>Magistrate Total</b>		<b>332,172</b>	<b>326,299</b>	<b>330,649</b>	<b>311,100</b>	<b>310,100</b>
010-080-00805-13724	Land Use Appeals - Planning	900	800	2,850	2,500	2,500
010-080-00805-13753	Zoning Permit Fees	21,069	21,775	25,035	20,000	25,000
<b>Planning Total</b>		<b>21,969</b>	<b>22,575</b>	<b>27,885</b>	<b>22,500</b>	<b>27,500</b>
010-080-00805-12301	Probate Judge Estates	141,643	143,921	179,141	135,000	150,000
010-080-00805-12302	Probate Judge Advertising	19,630	68,063	151,792	100,000	150,000
010-080-00805-12304	Probate Judge Marriage Licenses	7,652	7,318	10,813	8,500	10,000
010-080-00805-12305	Probate Judge Returns	300	310	350	100	100
010-080-00805-12306	Miscellaneous - Probate Judge	20,553	17,822	15,420	17,000	15,000
010-080-00805-12307	Probate Judge Marriage Certificates	5,385	5,700	5,283	5,500	5,500
010-080-00805-12308	Probate Judge Marriage Ceremony	5,717	5,060	3,550	4,000	3,500
010-081-00810-22300	Probate Judge Supplement	1,575	1,575	1,575	1,576	1,576
<b>Probate Judge Total</b>		<b>202,455</b>	<b>249,769</b>	<b>367,924</b>	<b>271,676</b>	<b>335,676</b>
010-080-00805-14100	Register of Deeds	820,785	1,003,351	1,437,784	1,400,000	1,500,000
010-081-00810-21400	Register of Deeds Supplement	1,575	1,575	1,575	1,576	1,576
<b>Register of Deeds Total</b>		<b>822,360</b>	<b>1,004,926</b>	<b>1,439,359</b>	<b>1,401,576</b>	<b>1,501,576</b>
010-080-00805-10600	Road Inspection Fee	648	-	-	-	-
010-080-00805-10601	Encroachment Fees - Roads and Bridges	12,896	18,445	31,959	20,000	30,000
010-080-00805-60003	Storm Water Assistance Fund	4,701	10,743	5,715	5,000	6,000
010-080-00805-60105	Sign Fees - Roads and Bridges	4,083	2,672	5,044	8,500	5,000
<b>Road Department Total</b>		<b>22,328</b>	<b>31,860</b>	<b>42,718</b>	<b>33,500</b>	<b>41,000</b>
010-080-00805-00900	Sheriff-Voluntary Extra Duty Pay	125,106	115,588	80,122	100,000	80,000
010-080-00805-10400	Sheriff Civil Fees	5,560	7,900	7,495	5,000	6,000
010-080-00805-10401	Miscellaneous - Sheriff	40,262	44,453	43,263	40,000	43,000
010-080-00805-16024	Litter Fine In Lieu of Pickup	-	840	720	-	-
010-081-00810-20400	Sheriff Supplement	1,575	1,575	1,575	1,576	1,576
010-081-00810-60460	Resource Officer Reimbursement	541,374	609,098	662,901	595,926	600,354
010-082-00830-25600	Sheriff Title IVD Service of Process	7,854	5,379	4,472	9,500	9,500
<b>Sheriff's Total</b>		<b>721,731</b>	<b>784,833</b>	<b>800,548</b>	<b>752,002</b>	<b>740,430</b>
010-080-00805-20800	Soil and Water	6,139	-	6,139	6,139	6,139
<b>Soil and Water Total</b>		<b>6,139</b>	<b>-</b>	<b>6,139</b>	<b>6,139</b>	<b>6,139</b>
010-080-00805-10504	Worthless Checks	2,385	3,444	3,116	6,000	3,000
010-080-00805-16006	Solicitor's Traffic Education	140	-	38	-	-
<b>Solicitor Total</b>		<b>2,525</b>	<b>3,444</b>	<b>3,154</b>	<b>6,000</b>	<b>3,000</b>

**Oconee County, South Carolina  
Program Revenue  
2022-2023 Budget**

	Description	FY 2019 Actual	FY 2020 Actual	FY 2021 Actual	FY 2022 Budget	FY 2023 Administrator Recommended
010-080-00805-14904	Solid Waste Impact Fee for Tires	5,932	5,712	13,120	6,000	13,000
010-080-49807-14900	Solid Waste Tipping Fees	1,382,905	1,825,524	2,192,086	1,950,000	2,100,000
010-080-49807-14902	Solid Waste - Recyclables	171,667	213,058	211,554	200,000	250,000
010-080-49807-14910	Solid Waste - Mulch Sales	28,091	8,874	-	10,000	-
010-081-00810-14904	Impact Fee For Tires	48,033	47,529	43,627	35,000	40,000
<b>Solid Waste Total</b>		<b>1,636,628</b>	<b>2,100,697</b>	<b>2,460,387</b>	<b>2,201,000</b>	<b>2,403,000</b>
010-080-00805-00204	South Cove Park	344,267	305,344	458,375	350,000	460,000
<b>South Cove Park Total</b>		<b>344,267</b>	<b>305,344</b>	<b>458,375</b>	<b>350,000</b>	<b>460,000</b>
010-080-00805-00306	PRT Season Pass/Treasurer	1,055	875	850	1,200	500
010-080-00805-10310	Vehicle Decal Fees	66,846	69,118	72,790	65,000	72,000
<b>Treasurer Total</b>		<b>66,846</b>	<b>69,118</b>	<b>72,790</b>	<b>65,000</b>	<b>72,500</b>
010-080-00805-12032	Vehicle Maintenance Labor Reimbursement	933	847	1,110	1,650	-
<b>Vehicle Maintenance Total</b>		<b>933</b>	<b>847</b>	<b>1,110</b>	<b>1,650</b>	<b>-</b>
010-081-00810-25900	Veterans' Affairs State Aid	5,371	5,478	5,478	5,478	5,478
<b>Veterans' Affairs Total</b>		<b>5,371</b>	<b>5,478</b>	<b>5,478</b>	<b>5,478</b>	<b>5,478</b>
010-081-00810-21300	Registration Board	6,542	6,501	6,750	6,944	6,750
010-081-00825-97715	SC State Election Reimb Revenue	32,512	5,854	82,194	20,000	20,000
<b>Voters Registration Total</b>		<b>39,054</b>	<b>12,355</b>	<b>88,944</b>	<b>26,944</b>	<b>26,750</b>
<b>Grand Total of Program Revenue</b>		<b>7,592,359</b>	<b>8,283,155</b>	<b>10,308,652</b>	<b>9,519,533</b>	<b>10,412,629</b>

**Oconee County, South Carolina  
All Other Revenue  
2022-2023 Budget**

	Description	FY 2019 Actual	FY 2020 Actual	FY 2021 Actual	FY 2022 Budget	FY 2023 Administrator Recommended
010-080-00805-00190	SC Cares COVID	-	-	262,524	-	-
010-080-00805-10290	Gain/Loss on Sales of Forfeited Land	(9,411)	(36,005)	(12,864)	-	-
010-080-00805-10311	Noise Ord Permit Fee	150	50	-	-	-
010-080-00805-10312	Franchise Fee Cable TV	222,052	255,449	253,187	250,000	252,000
010-080-00805-10320	Rent - USDA Building	7,800	7,800	7,800	7,800	7,800
010-080-00805-10321	Rent - Bantam Chef	3,000	2,750	3,000	3,000	3,000
010-080-00805-10340	Miscellaneous Income	44,926	66,712	97,400	90,000	95,000
010-080-00805-10343	Brady Lease Revenue	-	-	6,000	-	-
010-080-00805-10385	Land Sales - Forfeited Land Commission (FLC)	15,595	50,267	35,576	10,000	25,000
010-080-00805-10386	Auditor FLC Processing Fees	680	1,560	2,840	250	1,275
010-080-00805-10387	Auditor FLC Delinquent Tax Fee	8,220	19,270	32,020	3,000	15,000
010-080-00805-15406	Credit Application Fees	2,207	840	348	-	-
010-081-00810-15000	1/2 Pollution Control Fine	-	5,398	-	500	-
010-081-00810-20005	State Aid to Subdivisions	2,859,287	2,986,064	3,040,980	3,013,261	3,013,261
010-081-00810-20060	Flood Control	55,506	-	65,824	40,000	50,000
010-081-00810-20065	TNC Act Local Assessment Fees	1,960	2,855	1,449	-	-
010-081-00810-22950	SCABL On Premise License	23,950	19,900	24,850	20,000	25,000
010-081-00825-00161	SC Disaster Reimb - Hurricane	81,961	-	-	-	-
010-081-00825-90715	SCDOC C-14-2286 US Engine Grant	60,000	-	-	-	-
010-082-00825-00161	Fema Disaster Hurricane	267,905	-	-	-	-
010-082-00825-00191	FEMA 2020 Tornado	-	-	33,999	-	-
010-082-00825-00192	FEMA 2020 Flooding	-	-	260,103	-	-
010-082-00830-40030	Federal Owned Land PILT	114,835	142,639	155,602	140,000	140,000
Several	Interest - Administrative Investment Accounts	982,420	903,344	75,750	475,000	200,000
Several	Restitution	2,097	-	-	-	-
<b>Total Other Revenue</b>		<b>4,745,140</b>	<b>4,428,893</b>	<b>4,346,388</b>	<b>4,052,811</b>	<b>3,827,336</b>

<b>Other Financing Sources and Uses</b>						
010-090-00170-70230	Transfer From State Accommodations Tax (Fund 230)	72,522	40,035	46,441	34,000	45,000
010-090-00170-70235	Transfer From Local Accommodations Tax (Mountain Lakes CVB LAT Salaries) (Fund 235)	213,488	-	-	186,000	300,708
010-080-00805-10305	Sale of Capital Assets	67,030	-	-	-	-
010-080-00805-10300	Non-Capital Sales	-	11,769	-	-	-
010-080-00170-07190	Insurance Recovery & Health Plan	231,670	27,353	9,190	25,000	25,000
010-090-00180-07191	OFS Insurance Proceeds Prepaid Le	745	23,306	-	15,000	1,500
	Upcountry Fiber Proceeds from Capital Lease	-	2,200,000	-	-	250,000
010-081-00810-74700	Circuit Solicitors Extra State Funding (FY2022 - 2 Employees)	-	-	-	200,223	149,620
010-090-00170-70017	Transfer From Rock Quarry	500,000	750,000	750,000	1,000,000	1,000,000
<b>Total Other Financing Sources and Uses</b>		<b>1,085,455</b>	<b>3,052,463</b>	<b>805,631</b>	<b>1,460,223</b>	<b>1,771,828</b>
<b>Total All other Revenues</b>		<b>5,830,595</b>	<b>7,481,356</b>	<b>5,152,019</b>	<b>5,513,034</b>	<b>5,599,164</b>

One Time Capital Request Per Department  
FY 2022-2023

Account Number			Description	FY 2019 Actual	FY 2020 Actual	FY 2021 Actual	FY 2022 Budget	FY 2023 Administrator Recommended	Description
<b>Administrator</b>									
10	717	50860	00180	Capital Land - Utica Revit	-	2,897	-	-	
10	717	50870	00000	Vehicle, Capital Expend	6,000	-	-	-	
<b>Total Administrator</b>				<b>6,000</b>	<b>2,897</b>	<b>-</b>	<b>-</b>	<b>-</b>	
<b>Airport</b>									
10	720	50840	00000	Capital Equipment	36,783	-	-	-	
10	720	50850	00053	Capital Paving	-	-	-	200,000	Parking Lot
<b>Total Airport</b>				<b>36,783</b>	<b>-</b>	<b>-</b>	<b>-</b>	<b>200,000</b>	
<b>Assessor</b>									
10	301	50845	00000	IT Replacement Equipment/Software	-	1,348	1,343	-	
<b>Total Assessor</b>				<b>-</b>	<b>1,348</b>	<b>1,343</b>	<b>-</b>	<b>-</b>	
<b>Building Codes</b>									
10	702	50870	00000	Vehicle Capital Expenditure	29,889	-	-	-	
<b>Total Building Codes</b>				<b>29,889</b>	<b>-</b>	<b>-</b>	<b>-</b>	<b>-</b>	
<b>Chau Ram</b>									
10	205	50850	00000	Buildings, Capital Expenditures	-	-	6,700	-	
10	205	50860	00000	Capital Expenditure Land	-	230,190	-	-	
<b>Total Chau Ram</b>				<b>-</b>	<b>230,190</b>	<b>6,700</b>	<b>-</b>	<b>-</b>	
<b>Clerk of Court</b>									
10	501	50840	00000	Equipment Capital Expenditures	-	6,346	-	-	
<b>Total Clerk of Court</b>				<b>-</b>	<b>6,346</b>	<b>-</b>	<b>-</b>	<b>-</b>	
<b>Communications</b>									
10	104	50840	00000	Equipment, Capital Expenditures	13,758	18,719	-	35,000	AVL Automatic Vehicle Location for all Sheriffs fleet
<b>Total Communications</b>				<b>13,758</b>	<b>18,719</b>	<b>-</b>	<b>-</b>	<b>35,000</b>	
<b>Coroner</b>									
10	103	50840	00000	Capital Equipment	-	-	-	45,000	X-Ray Machines
<b>Total Coroner</b>				<b>-</b>	<b>-</b>	<b>-</b>	<b>-</b>	<b>45,000</b>	
<b>Detention Center</b>									
10	106	50840	00000	Equipment, Capital Expenditures	37,655	-	96	145,000	Upgrade Security Camera System
10	106	50870	00000	Capital Vehicles	33,687	-	-	-	
<b>Total Detention Center</b>				<b>71,342</b>	<b>-</b>	<b>96</b>	<b>-</b>	<b>145,000</b>	
<b>Facilities Maintenance</b>									
10	714	50840	00000	Equipment, Capital Expenditures	-	-	19,235	-	
10	714	50850	00000	Buildings, Capital Expenditure	-	-	-	-	
<b>Total Facilities Maintenance</b>				<b>-</b>	<b>-</b>	<b>19,235</b>	<b>-</b>	<b>-</b>	
<b>Fire/Emergency Services</b>									
10	107	50840	00000	Capital Equipment	35,484	20,924	-	-	
10	107	50840	00000	Capital Equipment - Hurricane	-	35,484	-	-	
10	107	50850	00601	Capital OCES Oakway Restoration	-	-	-	250,000	
10	107	50870	00000	Capital Vehicle	141,275	165,725	10,854	120,000	3 Rescue Trucks
10	107	50871	02019	Fire Truck	352,600	-	88,514	1,125,000	2 Fire Trucks
10	107	50871	02019	Cap Fire Trucks 2019	-	-	2,035,497	-	
<b>Total Fire/Emergency Services</b>				<b>529,359</b>	<b>222,133</b>	<b>2,134,865</b>	<b>1,375,000</b>	<b>900,000</b>	
<b>High Falls</b>									
10	203	50840	00000	Capital Expenditures Equipment	3,909	-	3,093	-	
10	203	50850	00000	Building, Capital Expenditures	2,548	291,203	-	-	
10	203	50870	00000	Vehicles, Capital Expenditures	-	25,727	-	-	
<b>Total High Falls</b>				<b>6,457</b>	<b>316,930</b>	<b>3,093</b>	<b>-</b>	<b>-</b>	
<b>Information Technology</b>									
10	711	50840	00000	Equipment Capital Capital IT	15,897	54,274	45,728	-	
10	711	50845	00175	Equipment/Software-Cybersecurity	-	-	-	75,000	45,000
<b>Total Information Technology</b>				<b>15,897</b>	<b>54,274</b>	<b>45,728</b>	<b>75,000</b>	<b>45,000</b>	
<b>Magistrate</b>									
10	509	50850	00034	Capital Building - Westminster	-	2,918	57,914	-	
10	509	50860	00000	Capital Land - Westminster	-	129,490	-	-	
<b>Total Magistrate</b>				<b>-</b>	<b>132,408</b>	<b>57,914</b>	<b>-</b>	<b>-</b>	

One Time Capital Request Per Department  
FY 2022-2023

Account Number				Description	FY 2019 Actual	FY 2020 Actual	FY 2021 Actual	FY 2022 Budget	FY 2023 Administrator Recommended	Description
<b>PRT Admin</b>										
10	202	50840	00000	Equipment, Capital Expenditures	-	5,380	-	-	-	
<b>Total PRT Admin</b>					<b>-</b>	<b>5,380</b>	<b>-</b>	<b>-</b>	<b>-</b>	<b>-</b>
<b>Register of Deeds</b>										
10	735	50840	00000	Equipment Capital Expenditure	5,631	12,404	-	-	-	
<b>Total Register of Deeds</b>					<b>5,631</b>	<b>12,404</b>	<b>-</b>	<b>-</b>	<b>-</b>	
<b>Road Department</b>										
10	601	50840	00000	Equipment, Capital Expenditures	288,035	-	-	-	-	
10	601	50870	00000	Vehicle Capital Expenditures	19,058	-	-	-	-	
<b>Total Road Department</b>					<b>307,093</b>	<b>-</b>	<b>-</b>	<b>-</b>	<b>-</b>	
<b>South Cove</b>										
10	204	50870	00000	Vehicles/Equipment, Capital Expenditures	28,274	-	-	-	-	
<b>Total South Cove</b>					<b>28,274</b>	<b>-</b>	<b>-</b>	<b>-</b>	<b>-</b>	
<b>Sheriff</b>										
10	101	50840	00000	Equipment, Capital Expenditures	16,933	5,663	-	-	-	
10	101	50845	00000	Capital IT Equip/Software	40,780	-	-	-	-	
10	101	50870	00000	Vehicles, Capital Expenditures	463,225	-	-	-	-	
<b>Total Sheriff</b>					<b>520,938</b>	<b>5,663</b>	<b>-</b>	<b>-</b>	<b>-</b>	
<b>Solid Waste</b>										
10	718	50840	00000	Equipment, Capital Expenditures	374	-	71,946	400,000	250,000	9 Containers, 6 Compactors, Baler Conveyor
10	718	50840	00000	Equipment, Capital Expenditures	-	-	-	-	100,000	2 Containers and 1 compactors and Electrical
10	718	50850	00000	Building Capital Expenditure	-	-	115,000	330,000	200,000	8 Center concrete extension pads, 2 pads at Solid Waste for public metal buildings to house materials from public to satisfy compliance with SC DHEC
<b>Total Solid Waste</b>					<b>374</b>	<b>-</b>	<b>186,946</b>	<b>730,000</b>	<b>550,000</b>	
<b>Vehicle Maintenance</b>										
10	721	50840	00000	Equipment Capital	-	6,477	-	-	-	
<b>Total Vehicle Maintenance</b>					<b>-</b>	<b>6,477</b>	<b>-</b>	<b>-</b>	<b>-</b>	
<b>Total by Years</b>					<b>1,571,795</b>	<b>1,015,169</b>	<b>2,455,920</b>	<b>2,180,000</b>	<b>1,920,000</b>	<b>(260,000)</b>



**Oconee County, South Carolina  
Department New Position Requests  
2022-2023 Budget**

Slot #	Job Title	Grade	Salary	Total Fringe	Total Fringe and Salary
<b>Building Codes</b>					
3722-New	Code Enforcement	115	35,313	19,776	55,089
<b>Chau Ram</b>					
1820-New	Park Ranger	112	29,317	18,080	47,397
<b>Clerk of Court</b>					
1915-New	Court Clerk II	112	29,317	17,282	46,599
<b>Communication</b>					
3137-New	Emergency Dispatcher I	111	32,136	18,003	50,139
<b>Fire/Emergency Services</b>					
362-New	Firefighter I	113	31,193	21,798	52,991
363-New	Firefighter I	113	31,193	21,798	52,991
364-New	Firefighter I	113	31,193	21,798	52,991
<b>Procurement</b>					
5604-New	Buyer	114	33,190	18,272	51,462
<b>Sheriff</b>					
537 - New	Deputy I - New	112	35,885	21,182	57,067
538 - New	Deputy I - New	112	35,885	21,182	57,067
539 - New	Deputy I - New	112	35,885	21,182	57,067
existing	Corporal to Sergeant - SRO	117	2,200	699	2,899
existing	Corporal to Sergeant - P.A.C.E.	117	2,200	699	2,899
501	PT Community Outreach Coordinator to Full Time	112	-	-	-
533	PT Investigator to Full Time	118	13,920	14,209	28,129
<b>Total of all requested New or Upgraded Positions</b>			<b>378,827</b>	<b>235,961</b>	<b>614,788</b>

<b>PRT Administration</b>					
1821-New	Arts & Historical Specialists	112	35,000	18,735	53,735
1822-New	Content Marketing Specialists	113	35,000	18,735	53,735
<b>Funding to come from the Local Accommodations Tax Fund (235)</b>					<b>107,470</b>

\* Add PT Community Outreach to Full Time - funding to come from the \$250,000 for Sheriff salary Adjustments

## Employee Count By Department

General Fund (010)	FY 2019	FY 2020	FY 2021	FY 2022	FY 2023
Administrator (717)	2	3	3	3	3
Airport (720)	6	7	7	7	7
Animal Control (110)	6	6	6	6	6
Assessor (301)	16	16	16	16	16
Auditor (302)	6	7	8	8	8
Board of Assessment Appeals (303)	-	-	-	-	-
Building Codes (702)	10	7	7	7	7
Chau Ram Park (205)	4	4	4	4	4
Clerk of Court (501)	10	10	10	10	10
Communications (104)	21	21	22	24	24
Coroner (103)	2	2	2	3	3
County Attorney (741)	2	2	2	2	2
County Council (704)	1	1	1	1	1
Delinquent Tax Collector (305)	3	3	3	3	3
Department of Social Services (402)	-	-	-	-	0
Detention Center (106)	47	47	48	50	50
Economic Development (707)	4	5	5	4	4
Facilities Maintenance (714)	14	15	15	15	15
Finance Office (708)	6	6	6	6	5
Fire - Emergency Services (107)	27	36	36	39	39
Health and Human Services Direct Aid (705)	-	-	-	-	-
Health Department (403)	-	-	-	-	-
High Falls Park (203)	4	5	5	5	5
Human Resources (710)	3	3	3	3	4
Information Technology (711)	6	5	5	6	6
Legislative Delegation (706)	1	1	1	1	1
Library (206)	19	19	19	19	19
Magistrate (509)	9	9	9	9	9
Non-Departmental (709)	-	-	-	-	-
Parks, Recreation and Tourism (202)	5	5	5	5	5
Planning	0	4	4	4	4
Probate Court (502)	5	5	5	5	5
Procurement (713)	2	2	2	2	2
Public Defender (510)	-	-	-	-	-
Register of Deeds (735)	4	4	4	4	4
Roads and Bridges (601)	36	36	36	37	37
Sheriff (101)	109	112	112	114	114
Soil and Water Conservation District (716)	1	1	1	1	1
Solicitor (504)	12	12	12	12	12
Solid Waste (718)	35	35	36	36	36
South Cove Park (204)	5	5	5	6	6
Treasurer (306)	6	6	6	7	7
Vehicle Maintenance (721)	14	14	14	14	14
Veterans' Affairs (404)	3	3	3	3	3
Voter Registration and Elections (715)	2	2	2	2	2
Life After Lockup - Airport	0	1	1	1	1
Life After Lockup - Animal Control	1	1	1	1	1
Life After Lockup - Detention Center	-	1	1	1	1
<b>Total General Fund Employee Count</b>	<b>469</b>	<b>489</b>	<b>493</b>	<b>506</b>	<b>506</b>

## Employee Count By Department

Other Funds	FY 2019	FY 2020	FY 2021	FY 2022	FY 2023
Sheriff - Child Elder - Grant Fund 013	1	-	-	-	-
Sheriff - JAG Officer - Grant Fund 013	1	-	-	-	-
Sheriff - Traffic Grant Fund 13	-	1	1	1	1
Sheriff - Victims Services Fund 210	2	2	2	2	2
Solicitor - Victims Services Fund 215	1	1	1	1	1
Clerk of Court - Federal DSS Child Support Fund 265	2	2	2	2	2
Road Maintenance Fund	-	-	-	-	-
FOCUS Fund	-	-	-	-	-
Rock Quarry Fund 017	19	18	19	20	20
Life After Lockup - Rock Quarry	-	1	1	1	1
<b>Total Other Funds Employee Count</b>	<b>26</b>	<b>25</b>	<b>26</b>	<b>27</b>	<b>27</b>
<b>Total Full Time Employees (All Funds)</b>	<b>495</b>	<b>514</b>	<b>519</b>	<b>533</b>	<b>533</b>
<b>Part Time Positions Through Payroll</b>	<b>FY 2019</b>	<b>FY 2020</b>	<b>FY 2021</b>	<b>FY 2022</b>	<b>FY 2023</b>
Sheriff (101)	9	9	9	9	9
Communications (104)	1	1	1	1	1
Fire/Emergency Services (107)	5	7	7	7	7
Library (206)	3	2	2	2	2
Auditor (302)	1	-	-	-	-
Board of Assessment Appeals (303)	1	1	1	1	1
Clerk of Court (501)	-	1	1	1	1
Finance (708)	0	0	1	1	1
Magistrate (509)	2	2	2	2	2
Solid Waste (718)	1	-	-	-	-
Airport (720)	-	-	-	-	1
	<b>23</b>	<b>23</b>	<b>24</b>	<b>24</b>	<b>25</b>

# Employee Count By Department

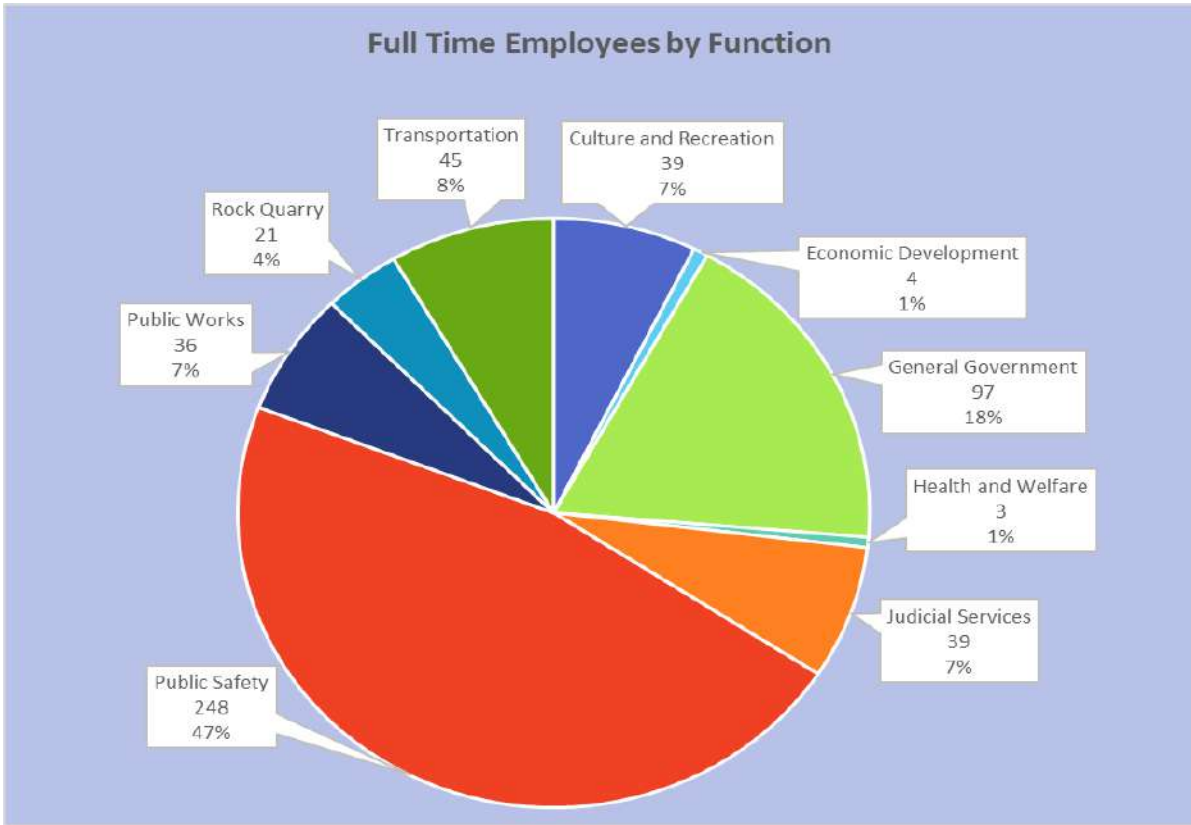


Chart Legend	
Culture and Recreation	39
Economic Development	4
General Government	97
Health and Welfare	3
Judicial Services	39
Public Safety	248
Public Works	36
Rock Quarry	21
Transportation	45
<b>Total Full Time Employees By Function</b>	<b>532</b>

**Oconee County, South Carolina  
Administrator (717)  
2022-2023 Budget**

Account Number				Description	FY 2019 Actual	FY 2020 Actual	FY 2021 Actual	FY 2022 Budget	FY 2023 Administrator Recommended
010	717	10110	00000	Salary and Wages	100,211	208,415	216,403	224,969	227,026
010	717	10710	00000	Overtime	768	48	-	1,000	-
010	717	20013	00000	Social Security	7,253	15,681	16,218	17,086	17,444
010	717	20014	00000	Retirement	14,128	29,757	36,851	36,987	40,041
010	717	20015	00000	Workers Compensation	1,775	4,273	4,770	3,819	4,659
010	717	20016	00000	Health Insurance	16,495	32,191	18,278	27,417	27,417
010	717	20027	00000	Dental Insurance	667	191	1,100	1,650	1,650
010	717	20028	00000	Vision Insurance	109	15	200	300	300
<b>Salary and Wage Totals</b>					<b>141,405</b>	<b>290,571</b>	<b>293,820</b>	<b>313,228</b>	<b>318,537</b>
New Positions 14 / Conversions					-	-	-	-	614,788
Increase Recreational Funding					-	-	-	-	100,000
Cost of Living Increase 6%					-	-	-	-	1,837,047
Sheriff Salary Adjustments					-	-	-	-	250,000
010	717	60767	00000	Contingency-Tenure	-	-	-	273,869	236,631
					-	-	-	<b>273,869</b>	<b>3,038,466</b>
010	717	30018	00000	Travel	81	-	-	-	-
010	717	30025	00000	Professional	43,669	102,387	37,862	183,111	100,000
010	717	30025	00036	Greenway Feasibility Study	-	-	-	75,000	-
010	717	30059	00000	Copier Click Charges	1,696	1,262	883	2,500	2,500
010	717	30068	00000	Advertising	128,629	-	-	-	-
010	717	30080	00000	Dues: Organizations	7,285	3,100	2,500	7,000	6,000
010	717	30084	00000	Staff Development	1,366	6,748	80	2,500	2,500
010	717	40031	00000	Small Equipment	2,109	1,956	-	3,000	3,000
010	717	40032	00000	Operational	1,719	4,507	27,555	6,000	5,000
010	717	40034	00000	Food	8,121	2,333	3,160	5,000	3,500
010	717	40045	00000	IT Replacement Eq/Software	-	4,270	429	-	-
010	717	40102	00000	Periodicals	-	-	150	110	110
010	717	60735	00072	Gravel Usage	2,108	2,111	-	-	-
010	717	80717	00000	Vehicle Maintenance - Administrator	752	1,381	667	1,000	1,000
010	717	81717	00000	Gasoline - Administrator	505	1,072	1,036	1,500	2,000
<b>Expenditure Total</b>					<b>198,040</b>	<b>131,127</b>	<b>74,322</b>	<b>286,721</b>	<b>125,610</b>
<b>Department Total</b>					<b>339,445</b>	<b>421,698</b>	<b>368,142</b>	<b>599,949</b>	<b>444,147</b>
<b>Direct Revenue</b>									
Departmental Direct Revenue					-	-	-	-	-
Other Revenue					41,247	64,469	34,613	57,688	41,101
Cost in Tax Dollars					298,198	357,229	333,529	542,261	403,046
Estimated Millage					0.55	0.65	0.59	0.97	0.71
Percentage of Budget					0.71%	0.86%	0.67%	1.05%	0.73%
Total Full Time Employees					2	3	3	3	3

**Oconee County, South Carolina  
Airport (720)  
2022-2023 Budget**

Account Number				Description	FY 2019 Actual	FY 2020 Actual	FY 2021 Actual	FY 2022 Budget	FY 2023 Administrator Recommended
010	720	10110	00000	Salary and Wages	228,487	280,867	333,967	372,681	373,844
010	720	10710	00000	Overtime	9,929	11,111	15,183	10,000	10,000
010	720	20013	00000	Social Security	17,494	21,333	26,041	21,429	29,747
010	720	20014	00000	Retirement	34,065	42,497	52,384	66,387	68,281
010	720	20015	00000	Workers Compensation	6,857	9,742	13,309	10,687	12,972
010	720	20016	00000	Health Insurance	43,244	53,645	54,834	63,973	82,251
010	720	20027	00000	Dental Insurance	2,222	823	3,300	3,850	4,950
010	720	20028	00000	Vision Insurance	362	19	600	700	900
<b>Salary and Wage Totals</b>					<b>342,660</b>	<b>420,037</b>	<b>499,618</b>	<b>549,707</b>	<b>582,945</b>
010	720	30024	00000	Equipment Maintenance	2,578	4,764	5,082	6,000	6,000
010	720	30025	00000	Professional	102,762	80,403	64,074	80,000	77,000
010	720	30037	00000	Equipment Rental	4,666	7,730	17,470	24,000	25,000
010	720	30041	00000	Telecommunications	480	-	-	-	-
010	720	30041	00000	Airport Shuttle Service - Sr. Solutions	760	1,485	-	-	-
010	720	30056	00000	Data Processing	-	-	-	-	3,500
010	720	30059	00000	Copier Click Charges	437	541	555	600	750
010	720	30080	00000	Dues: Organizations	250	285	250	450	450
010	720	30084	00000	School/Seminar/Training/MTG	969	688	100	2,200	1,500
010	720	30090	00000	Commission Honoraria	700	700	600	700	700
010	720	33022	00000	Building/Grounds Maintenance	47,413	23,021	37,903	25,000	25,000
010	720	33022	97122	Maint Bldgs/Grounds SCAC Grant Match	-	-	6,300	-	-
010	720	34043	00000	Electricity	19,377	22,702	21,727	23,000	23,000
010	720	34044	00000	Water/Sewer/Garbage	1,006	1,517	1,689	1,000	1,000
010	720	40027	00000	Safety Equipment	538	1,647	1,121	2,000	2,000
010	720	40031	00000	Small Equipment	4,892	5,840	3,401	4,500	4,500
010	720	40032	00000	Operational	5,107	7,224	6,938	7,500	8,000
010	720	40033	00000	Postage	148	202	90	250	250
010	720	40034	00000	Food	862	965	788	1,200	1,000
010	720	40045	00000	IT Replacement Eq/Software	730	-	-	-	-
010	720	40065	00000	Uniforms/Clothing	1,122	869	1,315	2,000	2,000
010	720	40932	00000	Airport Resale Items	1,370	1,260	1,561	1,500	2,000
010	720	40980	00000	Aviation Gas	178,813	160,950	179,257	200,000	180,000
010	720	40990	00000	Jet Fuel	484,244	399,063	442,361	975,000	975,000
010	720	60990	00000	Credit Cards Processing Fees	26,655	26,072	30,584	24,000	30,000
010	720	80720	00000	Vehicle Maintenance	11,331	12,290	12,474	10,000	10,000
010	720	81720	00000	Gasoline	2,720	1,470	2,664	3,500	3,000
010	720	82720	00000	Diesel	1,199	1,862	2,551	1,600	2,000
<b>Expenditure Total</b>					<b>901,129</b>	<b>763,550</b>	<b>840,855</b>	<b>1,396,000</b>	<b>1,383,650</b>
<b>Department Total</b>					<b>1,243,789</b>	<b>1,183,587</b>	<b>1,340,473</b>	<b>1,945,707</b>	<b>1,966,595</b>

**Airport (720)  
2022-2023 Budget**

Account Number	Description	FY 2019 Actual	FY 2020 Actual	FY 2021 Actual	FY 2022 Budget	FY 2023 Administrator Recommended
<b>Direct Revenue</b>						
010 080 00805 10900	Airport - Hangar Rent	130,259	129,843	126,368	130,620	148,802
010 080 00805 10904	Airport Comm./Mechanic	6,300	5,775	6,300	6,300	6,300
010 080 00805 10905	Tie Down	3,605	3,750	3,535	4,920	3,500
010 080 00805 10906	Airport Miscellaneous	3,728	1,515	1,132	750	1,000
010 080 00805 10911	Bare Land Lease	2,626	2,626	2,626	2,626	2,626
010 080 00805 10912	Airport - Call Out Fees	8,980	13,805	20,000	10,000	20,000
010 080 00805 10913	Airport - Long-Term Parking Fees	970	1,730	3,690	3,500	3,500
010 080 00805 10914	Airport - Ramp Fee	19,673	20,903	27,953	25,000	25,000
010 080 00805 10915	Airport Special Events	2,825	5,017	750	11,000	-
010 080 00805 10916	Airport Shuttle - SR Solutions	3,490	5,095	-	3,500	-
010 080 00805 10980	Airport - Aviation Fuel	230,739	216,896	237,676	225,000	225,000
010 080 00805 10990	Airport - Jet Fuel	901,049	834,080	1,061,741	1,275,000	1,275,000
<b>Departmental Direct Revenue</b>		1,314,244	1,241,035	1,491,771	1,698,216	1,710,728
<b>Other Revenue</b>		-	-	-	-	-
<b>Cost in Tax Dollars</b>		(70,455)	(57,448)	(151,298)	247,491	255,867
<b>Estimated Millage</b>		-0.13	-0.11	-0.27	0.44	0.45
<b>Percentage of Budget</b>		2.59%	2.42%	2.45%	3.39%	3.25%
<b>Life After Lock-Up</b>		-	1	1	1	1
<b>Full Time Employees</b>		6	7	7	7	7

**Oconee County, South Carolina  
Animal Control (110)  
2022-2023 Budget**

Account Number				Description	FY 2019 Actual	FY 2020 Actual	FY 2021 Actual	FY 2022 Budget	FY 2023 Administrator Recommended
010	110	10110	00000	<b>Salary and Wages</b>	226,743	244,677	238,269	254,096	253,837
010	110	10710	00000	<b>Overtime</b>	22,047	25,325	21,827	17,500	20,000
010	110	20013	00000	<b>Social Security</b>	18,395	20,062	19,519	20,211	21,714
010	110	20014	00000	<b>Retirement</b>	39,426	42,804	43,972	46,616	54,129
010	110	20015	00000	<b>Workers Compensation</b>	7,698	7,658	8,893	7,295	9,115
010	110	20016	00000	<b>Health Insurance</b>	62,799	71,081	63,973	63,973	63,973
010	110	20027	00000	<b>Dental</b>	2,101	2,366	3,850	3,850	3,850
010	110	20028	00000	<b>Vision</b>	342	224	700	700	700
<b>Salary and Wage Totals</b>					<b>379,551</b>	<b>414,197</b>	<b>401,003</b>	<b>414,241</b>	<b>427,318</b>
010	110	30025	00000	<b>Professional</b>	-	3,150	-	-	-
010	110	30025	00067	<b>Professional - Spay/Neuter Program</b>	87,337	80,720	91,350	80,000	80,000
010	110	30059	00000	<b>Copier Click Charges</b>	1,986	1,948	1,460	1,500	1,500
010	110	30062	00000	<b>Medical</b>	76,668	76,647	82,497	72,000	70,000
010	110	30084	00000	<b>Staff Development</b>	1,001	714	726	3,500	6,500
010	110	30056	00000	<b>Data Processing</b>	-	-	-	567	1,500
010	110	33022	00000	<b>Building/Grounds Maintenance</b>	4,191	10,238	5,994	9,000	15,000
010	110	34042	00000	<b>Gas and Fuel Oil</b>	10,816	7,167	5,788	13,500	13,500
010	110	34043	00000	<b>Electricity</b>	10,146	9,204	7,996	13,000	13,000
010	110	34044	00000	<b>Water/Sewer/Garbage</b>	4,831	4,108	3,474	6,750	6,750
010	110	40031	00000	<b>Small Equipment</b>	191	472	5,554	2,500	5,000
010	110	40032	00000	<b>Operational</b>	15,425	13,229	8,674	19,000	25,000
010	110	40065	00000	<b>Uniforms/Clothing</b>	3,923	1,877	6,782	6,700	7,000
010	110	60735	00000	<b>General Gravel Use</b>	927	-	-	3,000	2,500
010	110	80110	00000	<b>Vehicle Maintenance</b>	6,219	5,241	11,375	5,250	5,250
010	110	81110	00000	<b>Gasoline</b>	13,110	11,431	11,101	15,000	15,000
<b>Expenditure Total</b>					<b>236,771</b>	<b>226,146</b>	<b>242,771</b>	<b>251,267</b>	<b>267,500</b>
<b>Department Total</b>					<b>616,322</b>	<b>640,343</b>	<b>643,774</b>	<b>665,508</b>	<b>694,818</b>
<b>Direct Revenue</b>									
010	080	00805	11100	<b>Dog Adoption Fees</b>	45,582	25,825	6,580	20,000	10,000
010	080	00805	11101	<b>Cat Adoption Fees</b>	21,050	18,670	28,345	20,000	20,000
010	080	00805	11103	<b>Animal Boarding Fees</b>	875	1,040	120	1,500	1,000
010	080	00805	11106	<b>Animal Control Miscellaneous Revenue</b>	18,556	16,316	19,115	10,000	15,000
<b>Departmental Direct Revenue</b>					<b>86,063</b>	<b>61,851</b>	<b>54,160</b>	<b>51,500</b>	<b>46,000</b>
<b>Other Revenue</b>					<b>74,892</b>	<b>97,895</b>	<b>60,528</b>	<b>63,992</b>	<b>64,298</b>
<b>Cost in Tax Dollars</b>					<b>455,367</b>	<b>480,597</b>	<b>529,086</b>	<b>550,016</b>	<b>584,520</b>
<b>Estimated Millage</b>					<b>0.85</b>	<b>0.88</b>	<b>0.94</b>	<b>0.98</b>	<b>1.03</b>
<b>Percentage of Budget</b>					<b>1.28%</b>	<b>1.31%</b>	<b>1.17%</b>	<b>1.16%</b>	<b>1.15%</b>
<b>Life After Lock-Up</b>					<b>-</b>	<b>1</b>	<b>1</b>	<b>1</b>	<b>1</b>
<b>Full Time Employees</b>					<b>6</b>	<b>6</b>	<b>6</b>	<b>6</b>	<b>6</b>



**Oconee County, South Carolina  
Assessor (301)  
2022-2023 Budget**

Account Number				Description	FY 2019 Actual	FY 2020 Actual	FY 2021 Actual	FY 2022 Budget	FY 2023 Administrator Recommended
010	301	10110	00000	Salary and Wages	572,780	577,779	567,753	626,160	596,425
010	301	10710	00000	Overtime	26	-	20	1,500	500
010	301	20013	00000	Social Security	40,681	40,704	40,633	46,621	45,741
010	301	20014	00000	Retirement	83,272	84,133	87,791	100,920	104,996
010	301	20015	00000	Workers Compensation	10,860	10,884	11,349	10,853	13,238
010	301	20016	00000	Health Insurance	143,627	149,418	146,225	146,224	146,224
010	301	20027	00000	Dental	7,352	3,205	8,800	8,800	8,800
010	301	20028	00000	Vision	1,197	154	1,600	1,600	1,600
<b>Salary and Wage Totals</b>					<b>859,795</b>	<b>866,277</b>	<b>864,171</b>	<b>942,678</b>	<b>917,524</b>
010	301	30024	00000	Equipment Maintenance	-	-	-	750	750
010	301	30056	00000	Data Processing	71,103	53,707	56,014	77,700	66,300
010	301	30059	00000	Copies	4,450	2,999	2,530	4,500	4,500
010	301	30080	00000	Dues: Organizations	240	250	270	350	350
010	301	30084	00000	Staff Development	4,282	5,265	6,897	8,500	8,750
010	301	40031	00000	Small Equipment	2,883	763	763	1,000	1,000
010	301	40032	00000	Operational	3,159	3,101	2,848	7,300	12,550
010	301	40033	00000	Postage	500	-	-	2,000	30,000
010	301	40045	00000	Capital IT equipment/Software	-	45,000	40,000	-	-
010	301	40065	00000	Uniforms/Clothing	656	1,097	-	1,200	1,200
010	301	40102	00000	Newspaper/Magazines	-	-	1,032	1,200	1,250
010	301	80301	00000	Vehicle Maintenance	3,670	1,677	1,061	3,000	2,500
010	301	81301	00000	Gasoline	4,040	2,344	1,754	6,000	5,000
<b>Expenditure Total</b>					<b>94,983</b>	<b>116,203</b>	<b>113,169</b>	<b>113,500</b>	<b>134,150</b>
<b>Department Total</b>					<b>954,778</b>	<b>982,480</b>	<b>977,340</b>	<b>1,056,178</b>	<b>1,051,674</b>
<b>Direct Revenue</b>									
<b>Map Copies Assessor</b>					2,228	1,041	484	2,000	500
<b>Departmental Total Direct Revenue</b>					<b>2,228</b>	<b>1,041</b>	<b>484</b>	<b>2,000</b>	<b>500</b>
<b>Other Revenue</b>					116,019	150,200	91,890	101,556	97,322
<b>Cost in Tax Dollars</b>					836,531	831,239	884,966	952,622	953,852
<b>Estimated Millage</b>					1.78	1.80	1.74	1.88	1.86
<b>Percentage of General Fund Budget</b>					1.99%	2.01%	1.78%	1.84%	1.74%
<b>Total Full Time Employees</b>					16	16	16	16	16

**Oconee County, South Carolina  
Auditor (302)  
2022-2023 Budget**

Account Number				Description	FY 2019 Actual	FY 2020 Actual	FY 2021 Actual	FY 2022 Budget	FY 2023 Administrator Recommended
010	302	10110	00000	Salary and Wages	257,042	272,163	301,357	338,168	344,468
010	302	10710	00000	Overtime	-	352	-	-	-
010	302	20013	00000	Social Security	18,279	18,919	20,977	23,991	26,352
010	302	20014	00000	Retirement	37,197	39,743	46,366	44,647	54,411
010	302	20015	00000	Workers Compensation	824	1,136	1,307	2,178	2,871
010	302	20016	00000	Health Insurance	60,889	59,217	63,973	63,973	63,973
010	302	20027	00000	Dental	1,455	3,376	3,850	3,850	3,850
010	302	20028	00000	Vision	237	389	700	700	700
<b>Salary and Wage Totals</b>					<b>375,923</b>	<b>395,295</b>	<b>438,530</b>	<b>477,507</b>	<b>496,625</b>
010	302	30018	00000	Travel	352	474	210	1,000	1,000
010	302	30024	00000	Equipment Maintenance	-	-	-	500	500
010	302	30025	00000	Professional	-	644	1,403	-	-
010	302	30056	00000	Data Processing	51,863	76,591	50,973	102,556	102,000
010	302	30059	00000	Copier Click Charges	961	1,318	675	2,000	2,000
010	302	30080	00000	Dues: Organizations	100	150	150	150	400
010	302	30084	00000	Staff Development	2,666	2,118	-	5,000	5,000
010	302	40031	00000	Non-Cap Equipment	-	1,937	1,706	-	-
010	302	40032	00000	Operational	20,662	21,755	23,499	30,000	30,000
010	302	40045	00000	IT Replacement Equipment/Software	-	2,120	1,145	2,500	2,500
010	302	40034	00000	Food	500	-	-	-	-
010	302	40065	00000	Uniforms/Clothing	582	355	699	1,000	1,000
010	302	60211	00000	Forfeited Land Commission (FLC) Expenditures	297	935	1,751	500	500
010	302	60302	00000	Temporary Tags	315	-	-	-	-
<b>Expenditure Total</b>					<b>78,298</b>	<b>108,397</b>	<b>82,211</b>	<b>145,206</b>	<b>144,900</b>
<b>Department Total</b>					<b>454,221</b>	<b>503,692</b>	<b>520,741</b>	<b>622,713</b>	<b>641,525</b>
<b>Direct Revenue</b>									
010	80	805	10302	Temporary Tag Collection	2,280	-	-	-	-
<b>Departmental Total Direct Revenue</b>					<b>2,280</b>	<b>-</b>	<b>-</b>	<b>-</b>	<b>-</b>
<b>Other Revenue</b>					<b>55,194</b>	<b>77,004</b>	<b>48,960</b>	<b>59,877</b>	<b>59,367</b>
<b>Cost in Tax Dollars</b>					<b>396,747</b>	<b>426,688</b>	<b>471,781</b>	<b>562,836</b>	<b>582,158</b>
<b>Estimated Millage</b>					<b>0.84</b>	<b>0.92</b>	<b>0.93</b>	<b>1.11</b>	<b>1.13</b>
<b>Percentage of General Fund Budget</b>					<b>0.95%</b>	<b>1.03%</b>	<b>0.95%</b>	<b>1.09%</b>	<b>1.06%</b>
<b>Total Full Time Employees</b>					<b>6</b>	<b>7</b>	<b>8</b>	<b>8</b>	<b>8</b>

**Oconee County, South Carolina  
Board of Assessment Appeals (303)  
2022-2023 Budget**

Account Number				Description	FY 2019 Actual	FY 2020 Actual	FY 2021 Actual	FY 2022 Budget	FY 2023 Administrator Recommended
10	303	10110	00000	<b>Salary and Wages/BoardMembers</b>	2,039	2,471	2,991	10,477	6,000
10	303	20013	00000	<b>Social Security</b>	83	116	140	266	266
10	303	20015	00000	<b>Workers Compensation</b>	3	6	7	10	10
<b>Salary and Wage Totals</b>					<b>2,125</b>	<b>2,593</b>	<b>3,138</b>	<b>10,753</b>	<b>6,276</b>
10	303	30018	00000	<b>Travel</b>	89	88	114	950	950
10	303	30068	00000	<b>Advertising</b>	-	-	-	200	200
10	303	40032	00000	<b>Operational</b>	-	10	-	100	100
<b>Expenditure Total</b>					<b>89</b>	<b>98</b>	<b>114</b>	<b>1,250</b>	<b>1,250</b>
<b>Department Total</b>					<b>2,214</b>	<b>2,691</b>	<b>3,252</b>	<b>12,003</b>	<b>7,526</b>
<b>Direct Revenue</b>									
<b>Departmental Total Direct Revenue</b>					<b>-</b>	<b>-</b>	<b>-</b>	<b>-</b>	<b>-</b>
<b>Other Revenue</b>					1,587	2,305	1,839	6,451	3,205
<b>Cost in Tax Dollars</b>					627	386	1,413	5,552	4,321
<b>Estimated Millage</b>					0.00	0.00	0.01	0.02	0.01
<b>Percentage of General Fund Budget</b>					0.03%	0.03%	0.04%	0.12%	0.06%
<b>Total Part Time Employees</b>					1	1	1	1	1

**Oconee County, South Carolina  
Building Codes Department (702)  
2022-2023 Budget**

Account Number				Description	FY 2019 Actual	FY 2020 Actual	FY 2021 Actual	FY 2022 Budget	FY 2023 Administrator Recommended
10	702	10110	00000	Salary and Wages	393,668	330,769	329,910	345,671	327,927
10	702	10710	00000	Overtime	7,958	6,729	9,048	10,000	10,000
10	702	20013	00000	Social Security	29,009	25,058	24,971	25,394	25,872
10	702	20014	00000	Retirement	56,953	49,602	52,629	54,789	59,387
10	702	20015	00000	Workers Compensation	8,824	7,687	8,505	5,698	8,145
10	702	20016	00000	Health Insurance	86,103	69,753	73,112	63,973	63,973
10	702	20027	00000	Dental	3,396	2,441	4,400	3,850	3,850
10	702	20028	00000	Vision	638	128	800	700	700
<b>Salary and Wage Totals</b>					<b>586,549</b>	<b>492,167</b>	<b>503,375</b>	<b>510,075</b>	<b>499,854</b>
10	702	30025	00000	Professional	120,952	73,107	60,687	75,000	75,000
10	702	30056	00000	Data Processing	33,200	32,000	34,309	35,500	35,500
10	702	30059	00000	Copies	2,881	964	829	3,700	3,500
10	702	30068	00000	Advertising	979	-	-	-	-
10	702	30080	00000	Dues: Organizations	1,347	1,175	479	2,750	2,500
10	702	30084	00000	Staff Development	6,070	5,545	5,091	12,000	10,000
10	702	30090	00000	Commission Honoraria	4,375	-	-	-	-
10	702	40027	00000	Safety Equipment	354	362	625	625	2,500
10	702	40031	00000	Small Equipment	1,266	812	306	2,500	2,000
10	702	40032	00000	Operational	7,691	886	2,060	5,000	4,000
10	702	40034	00000	Food	42	-	-	-	-
10	702	40065	00000	Uniforms/Clothing	718	1,653	1,913	2,500	3,500
10	702	80702	00000	Vehicle Maintenance	3,241	4,682	3,733	3,500	4,500
10	702	81702	00000	Gasoline	10,652	10,324	9,880	8,500	12,000
<b>Expenditure Total</b>					<b>193,768</b>	<b>131,510</b>	<b>119,912</b>	<b>151,575</b>	<b>155,000</b>
<b>Department Total</b>					<b>780,317</b>	<b>623,677</b>	<b>623,287</b>	<b>661,650</b>	<b>654,854</b>
<b>Direct Revenue</b>									
10	80	805	13700	Building Codes	862,741	995,832	1,333,492	1,200,000	1,500,000
10	80	805	13701	Building Codes Mobile Home Fees	20,000	22,050	22,705	20,000	20,000
10	80	805	13705	Building Codes Plan Review Fees	130,286	189,490	162,284	175,000	175,000
10	80	805	13706	Subdivision Plan Review Fees	2,300	4,225	5,800	5,000	5,000
10	80	805	10370	Communication Tower Fees	15,000	25,000	36,000	30,000	32,000
10	80	805	60735	One Stop Recording Fees	2,930	5,250	141,643	5,000	5,000
<b>Departmental Total Direct Revenue</b>					<b>1,033,257</b>	<b>1,241,847</b>	<b>1,701,924</b>	<b>1,435,000</b>	<b>1,737,000</b>
<b>Other Revenue</b>					94,819	95,347	58,602	63,621	60,600
<b>Cost in Tax Dollars</b>					(347,759)	(713,517)	(1,137,238)	(836,971)	(1,142,746)
<b>Estimated Millage</b>					-0.65	-1.31	-2.03	-1.49	-2.02
<b>Percentage of General Fund Budget</b>					1.63%	1.27%	1.14%	1.15%	1.08%
<b>Total Full Time Employees</b>					10	7	7	7	7

**Oconee County, South Carolina  
Chau Ram Park (205)  
2022-2023 Budget**

Account Number				Description	FY 2019 Actual	FY 2020 Actual	FY 2021 Actual	FY 2022 Budget	FY 2023 Administrator Recommended
10	205	10110	00000	Salary and Wages	130,832	145,087	162,644	157,638	153,125
10	205	10710	00000	Overtime	5,790	4,883	13,419	7,000	7,000
10	205	20013	00000	Social Security	10,208	11,009	12,917	11,701	12,250
10	205	20014	00000	Retirement	19,840	21,661	23,913	25,329	28,118
10	205	20015	00000	Workers Compensation	5,747	6,354	8,348	4,842	7,302
10	205	20016	00000	Health Insurance	38,986	41,699	42,649	36,556	36,556
10	205	20027	00000	Dental	1,552	907	2,567	2,200	2,200
10	205	20028	00000	Vision	253	56	466	400	400
<b>Salary and Wage Totals</b>					<b>213,208</b>	<b>231,656</b>	<b>266,923</b>	<b>245,666</b>	<b>246,951</b>
10	205	30024	00000	Equipment Maintenance	614	622	636	1,200	1,200
10	205	30025	00000	Professional	34,665	42,919	45,586	45,585	45,585
10	205	30037	00000	Equipment (Leased or Rented)	86	8,357	2,592	9,700	9,700
10	205	30059	00000	Copier Clicks	-	-	422	-	-
10	205	33022	00000	Building/Grounds Maintenance	11,165	28,653	34,920	31,000	-
10	205	34042	00000	Gas and Fuel Oil	3,442	3,597	2,972	2,400	2,400
10	205	34043	00000	Electricity	10,592	10,096	16,767	12,000	12,000
10	205	34044	00000	Water/Sewer/Garbage	1,228	2,463	3,747	1,800	1,800
10	205	40031	00000	Small Equipment	2,612	1,572	14,824	9,500	9,500
10	205	40032	00000	Operational	3,751	5,467	9,422	5,500	5,500
10	205	40034	00000	Food	177	465	295	300	300
10	205	40045	00000	IT Replacement Equip/Software	-	-	1,530	-	-
10	205	40065	00000	Uniforms/Clothing	1,426	2,238	1,386	2,600	2,600
10	205	40832	00000	Concessions	223	221	11,920	11,000	11,000
<b>Expenditure Total</b>					<b>69,981</b>	<b>106,670</b>	<b>147,019</b>	<b>132,585</b>	<b>101,585</b>
<b>Department Total</b>					<b>283,189</b>	<b>338,326</b>	<b>413,942</b>	<b>378,251</b>	<b>348,536</b>
<b>Direct Revenue</b>									
10	80	805	00205	Chau Ram Park Revenues	39,230	32,906	79,302	60,000	85,000
<b>Departmental Total Direct Revenue</b>					<b>39,230</b>	<b>32,906</b>	<b>79,302</b>	<b>60,000</b>	<b>85,000</b>
<b>Other Revenue</b>					34,411	51,723	38,919	36,371	32,253
<b>Cost in Tax Dollars</b>					209,548	253,697	295,721	281,880	231,283
<b>Estimated Millage</b>					0.53	0.62	0.74	0.67	0.62
<b>Percentage of General Fund Budget</b>					0.59%	0.69%	0.76%	0.66%	0.58%
<b>Total Full Time Employees</b>					4	4	4	4	4

**Oconee County, South Carolina  
Clerk of Court (501)  
2022-2023 Budget**

Account Number				Description	FY 2019 Actual	FY 2020 Actual	FY 2021 Actual	FY 2022 Budget	FY 2023 Administrator Recommended
10	501	10110	00000	Salary and Wages	334,721	360,205	376,348	362,424	363,149
10	501	10710	00000	Overtime	389	774	1,037	500	500
10	501	20013	00000	Social Security	23,683	25,436	26,643	26,832	27,819
10	501	20014	00000	Retirement	48,869	52,691	56,794	58,084	63,857
10	501	20015	00000	Workers Compensation	1,081	1,154	957	1,042	1,273
10	501	20016	00000	Health Insurance	79,160	82,192	91,390	91,390	91,390
10	501	20027	00000	Dental	4,317	1,991	5,500	5,500	5,500
10	501	20028	00000	Vision	703	95	1,000	1,000	1,000
<b>Salary and Wage Totals</b>					<b>492,923</b>	<b>524,538</b>	<b>559,669</b>	<b>546,772</b>	<b>554,488</b>
10	501	30018	00000	Travel	216	165	-	250	375
10	501	30024	00000	Equipment Maintenance	-	8,329	-	-	-
10	501	30025	00000	Professional	7,032	-	-	-	-
10	501	30026	00000	Court Expenditures	48,002	38,266	23,234	60,000	60,000
10	501	30056	00000	Data Processing	33,950	27,282	30,377	30,000	27,000
10	501	30059	00000	Copier Click Charges	5,104	4,558	4,631	5,500	7,000
10	501	30084	00000	Staff Development	1,515	1,177	-	1,600	2,500
10	501	40031	00000	Small Equipment	2,938	560	9,749	6,500	5,000
10	501	40032	00000	Operational	5,205	6,126	5,145	7,500	7,500
10	501	40045	00000	IT Replacement Equipment/Software	-	835	-	-	-
10	501	60901	00155	DSS Child Support Title IV-D	10,753	6,821	12,476	14,414	14,414
10	501	95100	20220	Master in Equity	36,056	36,056	36,056	36,056	36,056
<b>Expenditure Total</b>					<b>150,771</b>	<b>130,175</b>	<b>121,668</b>	<b>161,820</b>	<b>159,845</b>
<b>Department Total</b>					<b>643,694</b>	<b>654,713</b>	<b>681,337</b>	<b>708,592</b>	<b>714,333</b>
<b>Direct Revenue</b>									
10	80	805	11900	Clerk of Court	219,833	240,874	195,494	250,000	225,000
10	80	805	11902	3% State Document Fee	44,078	49,483	74,867	42,000	60,000
10	80	805	16020	Master in Equity	11,640	9,245	5,740	12,000	10,000
10	80	805	21900	Clerk of Court Supplement	1,575	1,575	1,575	1,576	1,576
<b>Departmental Total Direct Revenue</b>					<b>277,126</b>	<b>301,177</b>	<b>277,676</b>	<b>305,576</b>	<b>296,576</b>
<b>Other Revenue</b>					78,218	100,092	64,059	68,134	66,104
<b>Cost in Tax Dollars</b>					288,350	253,444	339,602	334,882	351,653
<b>Estimated Millage</b>					1.20	1.20	1.21	1.26	1.26
<b>Percentage of General Fund Budget</b>					1.34%	1.34%	1.24%	1.24%	1.18%
<b>Total Full Time Employees</b>					10	10	10	10	10

Does not include Federal Paid Employees of 2.78 FTEs

**Oconee County, South Carolina  
Communications (104)  
2022-2023 Budget**

Account Number				Description	FY 2019 Actual	FY 2020 Actual	FY 2021 Actual	FY 2022 Budget	FY 2023 Administrator Recommended
10	104	10110	00000	Salary and Wages	820,307	870,996	880,914	981,912	982,494
10	104	10710	00000	Overtime	116,758	103,494	108,805	75,000	75,000
10	104	20013	00000	Social Security	68,381	70,764	72,190	73,477	80,898
10	104	20014	00000	Retirement	139,170	141,327	155,244	158,708	186,924
10	104	20015	00000	Workers Compensation	8,457	6,099	7,823	4,925	3,701
10	104	20016	00000	Health Insurance	205,956	201,336	201,058	214,766	219,336
10	104	20027	00000	Dental	7,859	7,056	12,050	12,925	13,200
10	104	20028	00000	Vision	1,280	667	2,200	2,350	2,400
<b>Salary and Wage Totals</b>					<b>1,368,168</b>	<b>1,401,739</b>	<b>1,440,284</b>	<b>1,524,063</b>	<b>1,563,953</b>
<b>New Positions</b>					-	-	-	-	-
<b>New Position Total</b>					<b>-</b>	<b>-</b>	<b>-</b>	<b>-</b>	<b>-</b>
10	104	30018	00000	Travel	553	405	462	-	-
10	104	30024	00000	Equipment Maintenance	79,206	64,478	74,768	82,000	82,000
10	104	30025	00000	Professional	2,461	502	228	4,000	4,000
10	104	30037	00000	Equipment Leased or Rented	-	76	-	-	-
10	104	30041	00000	Telecommunications	89,040	72,349	99,436	92,000	92,000
10	104	30056	00000	Data Processing	27,412	36,919	16,726	17,000	17,000
10	104	30059	00000	Copier Click Charges	1,691	3,229	3,163	3,000	3,000
10	104	30080	00000	Dues: Organizations	510	424	430	450	450
10	104	30084	00000	Staff Development	5,849	5,830	480	6,000	6,000
10	104	33022	00000	Building/Grounds Maintenance (External Radio Sites)	168	626	-	1,700	1,700
10	104	34042	00000	Gas and Fuel Oil - Generators	640	-	746	1,400	1,400
10	104	34043	00000	Electricity - Radio Sites	6,315	5,578	6,190	6,500	6,500
10	104	40031	00000	Small Equipment	6,775	7,724	3,289	4,000	4,000
10	104	40032	00000	Operational	3,700	3,648	3,762	4,000	4,000
10	104	40034	00000	Food	840	333	825	1,000	1,000
10	104	40045	00000	IT Replacement EQ/Software	3,302	1,275	357	5,000	5,000
10	104	40102	00000	Periodical Subscriptions	-	469	70	-	-
<b>Expenditure Total</b>					<b>228,462</b>	<b>203,865</b>	<b>210,932</b>	<b>228,050</b>	<b>228,050</b>
<b>Department Total</b>					<b>1,596,630</b>	<b>1,605,604</b>	<b>1,651,216</b>	<b>1,752,113</b>	<b>1,792,003</b>
<b>Direct Revenue</b>									
<b>Departmental Total Direct Revenue</b>					<b>-</b>	<b>-</b>	<b>-</b>	<b>-</b>	<b>-</b>
<b>Other Revenue</b>					194,013	245,463	155,247	168,474	165,832
<b>Cost in Tax Dollars</b>					1,402,617	1,360,141	1,495,969	1,583,639	1,626,171
<b>Estimated Millage</b>					2.61	2.49	2.66	2.82	2.88
<b>Percentage of General Fund Budget</b>					3.33%	3.28%	3.01%	3.06%	2.96%
<b>Total Full Time Employees</b>					21	21	22	24	24

**Oconee County, South Carolina  
Coroner (103)  
2022-2023 Budget**

Account Number				Description	FY 2019 Actual	FY 2020 Actual	FY 2021 Actual	FY 2022 Budget	FY 2023 Administrator Recommended
10	103	10110	00000	Salary and Wages	98,531	104,625	121,766	180,466	180,419
10	103	20013	00000	Social Security	6,956	7,452	8,543	13,145	13,802
10	103	20014	00000	Retirement	14,361	16,298	19,414	28,454	31,682
10	103	20015	00000	Workers Compensation	3,491	3,740	4,649	5,697	6,964
10	103	20016	00000	Health Insurance	15,072	16,838	18,278	18,278	27,417
10	103	20027	00000	Dental	525	716	1,100	1,100	1,650
10	103	20028	00000	Vision	86	70	200	200	300
<b>Salary and Wage Totals</b>					<b>139,022</b>	<b>149,739</b>	<b>173,950</b>	<b>247,340</b>	<b>262,234</b>
10	103	30024	00000	Equipment Maintenance	1,098	1,355	2,562	1,500	1,500
10	103	30025	00000	Professional	61,445	75,285	58,544	20,000	10,000
10	103	30041	00000	Telecommunications	194	195	195	240	240
10	103	30059	00000	Copier Click Charges	798	864	780	1,000	1,000
10	103	30080	00000	Dues: Organizations	360	300	260	330	330
10	103	30084	00000	Staff Development	50	402	1,269	2,000	2,000
10	103	33022	00000	Building/Grounds Maintenance	2,586	915	1,145	6,000	6,000
10	103	34042	00000	Gas & Fuel Oil	200	211	179	350	400
10	103	34043	00000	Electricity	4,554	4,617	4,506	4,600	5,000
10	103	34044	00000	Water/Sewer/Garbage	1,134	1,118	1,290	1,700	2,000
10	103	40027	00000	Safety Equipment	258	167	135	250	450
10	103	40031	00000	Small Equipment	28	1,428	1,205	4,500	2,500
10	103	40032	00000	Operational	5,495	5,681	4,421	4,500	6,000
10	103	40045	00000	IT Replacement Eq/Software	-	1,287	-	-	-
10	103	40065	00000	Uniforms/Clothing	414	518	504	550	600
10	103	40102	00000	Periodicals	220	230	240	250	250
10	103	60831	00000	Pauper Funerals - Moved from DSS in 2021	-	-	750	8,000	5,000
10	103	80103	00000	Vehicle Maintenance	1,543	1,550	1,404	2,500	2,500
10	103	81103	00000	Gasoline	4,712	4,102	3,914	6,500	7,000
<b>Expenditure Total</b>					<b>85,089</b>	<b>100,225</b>	<b>83,303</b>	<b>64,770</b>	<b>52,770</b>
<b>Department Total</b>					<b>224,111</b>	<b>249,964</b>	<b>257,253</b>	<b>312,110</b>	<b>315,004</b>
<b>Direct Revenue</b>									
10	81	00810	21200	Coroner Supplement	1,575	1,575	1,575	1,576	1,576
<b>Departmental Total Direct Revenue</b>					<b>1,575</b>	<b>1,575</b>	<b>1,575</b>	<b>1,576</b>	<b>1,576</b>
<b>Other Revenue</b>					27,233	38,214	24,187	30,011	29,150
<b>Cost in Tax Dollars</b>					195,303	210,175	231,491	280,523	284,278
<b>Estimated Millage</b>					0.36	0.39	0.41	0.50	0.50
<b>Percentage of General Fund Budget</b>					0.47%	0.51%	0.47%	0.54%	0.52%
<b>Total Full Time Employees</b>					2	2	2	3	3



**Oconee County, South Carolina  
County Attorney (741)  
2022-2023 Budget**

Account Number				Description	FY 2019 Actual	FY 2020 Actual	FY 2021 Actual	FY 2022 Budget	FY 2023 Administrator Recommended
10	741	10110	00000	Salary and Wages	169,015	197,292	173,518	197,572	197,572
10	741	10710	00000	Overtime	31	70	-	-	-
10	741	20013	00000	Social Security	12,360	13,926	11,548	15,031	15,031
10	741	20014	00000	Retirement	24,492	28,993	27,183	32,537	34,502
10	741	20015	00000	Workers Compensation	4,046	4,215	4,839	697	806
10	741	20016	00000	Health Insurance	16,809	11,829	18,278	18,278	18,278
10	741	20027	00000	Dental	949	716	1,100	1,100	1,100
10	741	20028	00000	Vision	154	71	200	200	200
<b>Salary and Wage Totals</b>					<b>227,856</b>	<b>257,112</b>	<b>236,666</b>	<b>265,415</b>	<b>267,489</b>
10	741	30025	00000	Professional	90,212	49,621	74,234	110,000	110,000
10	741	30080	00000	Dues: Organizations	784	1,105	1,178	1,255	1,255
10	741	30084	00000	Staff Development	2,310	3,006	1,767	3,000	3,000
10	741	40031	00000	Small Equipment	966	318	255	1,500	1,500
10	741	40032	00000	Operational	7,250	8,878	7,764	8,000	8,000
10	741	40045	00000	IT Replacement Eq/Software	1,384	1,261	-	500	500
10	741	40102	00000	Periodicals	50	199	-	300	300
10	741	60767	00000	Contingency	-	-	-	10,000	10,000
<b>Expenditure Total</b>					<b>102,956</b>	<b>64,388</b>	<b>85,198</b>	<b>134,555</b>	<b>134,555</b>
<b>Department Total</b>					<b>330,812</b>	<b>321,500</b>	<b>321,864</b>	<b>399,970</b>	<b>402,044</b>
<b>Direct Revenue</b>									
<b>Departmental Total Direct Revenue</b>					<b>-</b>	<b>-</b>	<b>-</b>	<b>-</b>	<b>-</b>
<b>Other Revenue</b>					<b>40,198</b>	<b>49,150</b>	<b>30,262</b>	<b>38,459</b>	<b>37,205</b>
<b>Cost in Tax Dollars</b>					<b>290,614</b>	<b>272,350</b>	<b>291,602</b>	<b>361,511</b>	<b>364,839</b>
<b>Estimated Millage</b>					<b>0.47</b>	<b>0.48</b>	<b>0.50</b>	<b>0.52</b>	<b>0.56</b>
<b>Percentage of General Fund Budget</b>					<b>0.69%</b>	<b>0.66%</b>	<b>0.59%</b>	<b>0.70%</b>	<b>0.66%</b>
<b>Total Full Time Employees</b>					<b>2</b>	<b>2</b>	<b>2</b>	<b>2</b>	<b>2</b>

**Oconee County, South Carolina  
County Council (704)  
2022-2023 Budget**

Account Number				Description	FY 2019 Actual	FY 2020 Actual	FY 2021 Actual	FY 2022 Budget	FY 2023 Administrator Recommended
10	704	10110	00000	Salary and Wages	76,822	82,968	84,184	85,464	85,464
10	704	10710	00000	Overtime	564	-	-	-	-
10	704	20013	00000	Social Security	4,614	4,972	5,094	6,437	6,538
10	704	20014	00000	Retirement	10,702	10,910	11,815	13,934	15,007
10	704	20015	00000	Workers Compensation	1,262	1,419	1,540	1,185	1,387
10	704	20016	00000	Health Insurance	44,776	56,002	54,834	54,834	54,834
10	704	20027	00000	Dental	2,626	1,098	3,300	3,300	3,300
10	704	20028	00000	Vision	427	41	600	600	600
<b>Salary and Wage Totals</b>					<b>141,793</b>	<b>157,410</b>	<b>161,367</b>	<b>165,754</b>	<b>167,130</b>
10	704	30018	00000	Travel	1,774	3,002	1,234	3,500	3,500
10	704	30024	00000	Maint on Equipment	-	185	-	-	-
10	704	30025	00000	Professional	5,533	4,419	3,670	5,500	5,500
10	704	30025	00001	Professional - Auditing Firm	53,500	53,500	53,700	55,000	57,000
10	704	30041	00000	Telecommunications	-	700	600	600	-
10	704	30059	00000	Xerox Copies	2,226	1,920	1,200	2,000	2,000
10	704	30068	00000	Advertising	2,526	-	-	-	-
10	704	30080	00000	Dues: Organizations	1,535	1,535	1,535	1,535	1,535
10	704	30084	00000	Staff Development	9,772	13,208	2,557	13,000	15,000
10	704	40031	00000	Small Equipment	2,968	3,676	5,123	-	300
10	704	40032	00000	Operational	434	13,572	581	1,750	2,000
10	704	40034	00000	Food	1,238	1,290	282	1,500	1,500
10	704	40045	00000	It Replacement/Equip Software	-	188	4,879	-	-
10	704	40102	00000	Magazines/Newspapers	-	-	-	153	200
10	704	60736	00000	Donated Gravel	20,664	57,227	184	-	-
10	704	60767	00000	Contingency	833	169	368	4,500	2,500
10	704	95100	20201	SC Association of Counties	13,554	13,554	13,554	13,555	13,555
10	704	95100	20217	Appalachian Council of Governments	38,993	38,993	38,993	38,993	38,993
10	704	95100	20255	Ten at the Top (TATT)	5,000	5,000	5,000	5,000	5,000
<b>Expenditure Total</b>					<b>160,550</b>	<b>212,138</b>	<b>133,460</b>	<b>146,586</b>	<b>148,583</b>
<b>Department Total</b>					<b>302,343</b>	<b>369,548</b>	<b>294,827</b>	<b>312,340</b>	<b>315,713</b>
<b>Direct Revenue</b>									
<b>Departmental Total Direct Revenue</b>					<b>-</b>	<b>-</b>	<b>-</b>	<b>-</b>	<b>-</b>
<b>Other Revenue</b>					<b>36,739</b>	<b>56,496</b>	<b>27,720</b>	<b>30,033</b>	<b>29,216</b>
<b>Cost in Tax Dollars</b>					<b>265,604</b>	<b>313,052</b>	<b>267,107</b>	<b>282,307</b>	<b>286,497</b>
<b>Estimated Millage</b>					<b>0.49</b>	<b>0.57</b>	<b>0.48</b>	<b>0.50</b>	<b>0.51</b>
<b>Percentage of General Fund Budget</b>					<b>0.63%</b>	<b>0.76%</b>	<b>0.54%</b>	<b>0.54%</b>	<b>0.52%</b>
<b>Total Full Time Employees</b>					<b>1</b>	<b>1</b>	<b>1</b>	<b>1</b>	<b>1</b>

**Oconee County, South Carolina  
Delinquent Tax Collector (305)  
2022-2023 Budget**

Account Number				Description	FY 2019 Actual	FY 2020 Actual	FY 2021 Actual	FY 2022 Budget	FY 2023 Administrator Recommended
10	305	10110	00000	Salary and Wages	113,495	93,094	113,038	131,606	131,606
10	305	10710	00000	Overtime	229	78	100	200	-
10	305	20013	00000	Social Security	8,053	6,519	7,832	9,218	10,068
10	305	20014	00000	Retirement	16,755	13,385	18,817	19,953	23,110
10	305	20015	00000	Workers Compensation	1,528	1,260	795	3,175	4,040
10	305	20016	00000	Health Insurance	25,501	21,211	27,417	27,417	27,417
10	305	20027	00000	Dental	1,050	1,297	1,650	1,650	1,650
10	305	20028	00000	Vision	171	142	300	300	300
<b>Salary and Wage Totals</b>					<b>166,782</b>	<b>136,986</b>	<b>169,949</b>	<b>193,519</b>	<b>198,191</b>
10	305	30025	00000	Professional	-	2,403	-	-	-
10	305	30025	60305	Professional-Tax Sale	132,998	142,942	109,454	190,000	150,000
10	305	30056	00000	Data Processing	6,891	7,198	9,633	7,320	9,000
10	305	30059	00000	Copier Click Charges	2,330	2,245	2,991	2,750	3,000
10	305	30068	60305	Advertising- Tax Sale	31,353	22,302	22,302	32,000	32,000
10	305	30080	00000	Dues: Organizations	50	50	50	115	115
10	305	30084	00000	Staff Development	1,205	-	-	1,800	1,800
10	305	40031	00000	Small Equipment	-	233	-	-	-
10	305	40032	00000	Operational	1,070	1,010	1,369	1,400	1,400
10	305	40032	60305	Operational- Tax Sale	4,455	3,420	3,357	6,000	7,000
10	305	40033	60305	Postage - Tax Sale	26,254	2,523	59,170	36,000	36,000
10	305	40065	60305	Uniform Clothing - Tax Sale	83	111	134	150	150
<b>Expenditure Total</b>					<b>206,689</b>	<b>184,437</b>	<b>208,460</b>	<b>277,535</b>	<b>240,465</b>
<b>Department Total</b>					<b>373,471</b>	<b>321,423</b>	<b>378,409</b>	<b>471,054</b>	<b>438,656</b>
<b>Direct Revenue</b>									
10	80	805	10285	Tax Sale Fees	236,564	157,325	268,720	235,000	250,000
10	80	805	12501	Tax Collector Fees	50,200	45,574	54,510	40,000	50,000
<b>Departmental Total Direct Revenue</b>					<b>236,564</b>	<b>157,325</b>	<b>268,720</b>	<b>235,000</b>	<b>250,000</b>
<b>Other Revenue</b>					45,382	49,139	35,578	45,294	40,593
<b>Cost in Tax Dollars</b>					91,525	114,959	74,111	190,760	148,063
<b>Estimated Millage</b>					0.17	0.21	0.13	0.34	0.26
<b>Percentage of General Fund Budget</b>					0.78%	0.66%	0.69%	0.82%	0.72%
<b>Total Full Time Employees</b>					3	3	3	3	3

**Oconee County, South Carolina  
Department of Social Services (402)  
2022-2023 Budget**

Account Number				Description	FY 2019 Actual	FY 2020 Actual	FY 2021 Actual	FY 2022 Budget	FY 2023 Administrator Recommended
10	402	30041	00000	<b>Telecommunications</b>	9,276	10,806	11,287	11,700	11,700
10	402	40031	00000	<b>Non-Capital Equipment</b>	3,457	-	-	1,000	500
10	402	40032	00000	<b>Operational</b>	22	23	148	500	500
10	402	60831	00000	<b>Pauper Funerals</b>	7,112	2,000	-	-	-
<b>Expenditure Total</b>					<b>19,867</b>	<b>12,829</b>	<b>11,435</b>	<b>13,200</b>	<b>12,700</b>
<b>Department Total</b>					<b>19,867</b>	<b>12,829</b>	<b>11,435</b>	<b>13,200</b>	<b>12,700</b>
<b>Direct Revenue</b>									
<b>Departmental Total Direct Revenue</b>					-	-	-	-	-
<b>Other Revenue</b>					2,414	1,961	1,075	1,269	1,175
<b>Cost in Tax Dollars</b>					17,453	10,868	10,360	11,931	11,525
<b>Estimated Millage</b>					0.03	0.02	0.02	0.02	0.02
<b>Percentage of General Fund Budget</b>					0.04%	0.03%	0.02%	0.02%	0.02%
<b>Total Full Time Employees</b>					-	-	-	-	-

**Oconee County, South Carolina  
Detention Center (106)  
2022-2023 Budget**

Account Number				Description	FY 2019 Actual	FY 2020 Actual	FY 2021 Actual	FY 2022 Budget	FY 2023 Administrator Recommended
10	106	10110	00000	Salary and Wages	1,827,617	1,911,589	1,923,447	2,109,478	2,174,860
10	106	10710	00000	Overtime	69,509	84,896	83,161	100,000	85,000
10	106	20013	00000	Social Security	138,408	145,866	146,507	151,847	174,409
10	106	20014	00000	Retirement	323,714	342,620	363,605	390,094	458,282
10	106	20015	00000	Workers Compensation	66,647	69,452	78,947	81,326	86,612
10	106	20016	00000	Health Insurance	405,514	410,001	438,672	466,089	466,089
10	106	20027	00000	Dental	17,865	16,665	26,400	28,050	28,050
10	106	20028	00000	Vision	2,886	1,644	4,800	5,100	5,100
<b>Salary and Wage Totals</b>					<b>2,852,160</b>	<b>2,982,733</b>	<b>3,065,539</b>	<b>3,331,984</b>	<b>3,478,402</b>
10	106	30024	00000	Equipment Maintenance	11,235	13,978	13,946	14,000	15,000
10	106	30025	00000	Professional	790	1,082	991	3,600	3,600
10	106	30028	00000	State Inmate Stipend	7,652	12,268	11,556	14,600	17,000
10	106	30037	00000	Equipment (Leased or Rented)	-	-	257		
10	106	30056	00000	Data Processing	16,747	6,472	34,964	43,000	43,000
10	106	30059	00000	Copier Click Charges	7,361	7,763	9,746	10,000	10,000
10	106	30062	00000	Medical	288,201	351,999	403,573	427,000	450,000
10	106	30080	00000	Dues: Organizations	1,950	1,590	1,500	2,000	2,000
10	106	30084	00000	Staff Development	8,918	5,674	7,683	15,000	12,500
10	106	33022	00000	Building/Grounds Maintenance	62,714	61,832	58,195	62,000	62,000
10	106	34042	00000	Gas and Fuel Oil	21,859	22,914	19,985	20,000	20,000
10	106	34043	00000	Electricity	230,515	248,883	211,434	200,000	200,000
10	106	34044	00000	Water/Sewer/Garbage	44,429	57,542	50,209	48,000	55,000
10	106	40031	00000	Small Equipment	47,291	26,229	16,810	30,000	27,000
10	106	40032	00000	Operational	63,982	77,846	72,374	79,000	75,000
10	106	40033	00000	Postage	82	192	84	900	900
10	106	40034	00000	Food	249,568	285,691	306,888	266,000	350,000
10	106	40045	00000	IT Replacement Equipment/Software	7,970	7,947	10,528	9,000	9,000
10	106	40065	00000	Uniforms/Clothing	56,059	41,710	37,587	55,000	50,000
10	106	40102	00000	Periodicals	190	190	-	250	250
10	106	60741	00000	Juvenile Detention Services (Department of Juvenile Justice)	22,543	20,878	13,425	32,000	32,000
<b>Expenditure Total</b>					<b>1,150,056</b>	<b>1,252,680</b>	<b>1,281,735</b>	<b>1,331,350</b>	<b>1,434,250</b>
<b>Department Total</b>					<b>4,002,216</b>	<b>4,235,413</b>	<b>4,347,274</b>	<b>4,663,334</b>	<b>4,912,652</b>
<b>Direct Revenue</b>									
<b>Departmental Total Direct Revenue</b>					<b>-</b>	<b>-</b>	<b>-</b>	<b>-</b>	<b>-</b>
<b>Other Revenue</b>					<b>486,324</b>	<b>647,504</b>	<b>408,731</b>	<b>448,401</b>	<b>454,616</b>
<b>Cost in Tax Dollars</b>					<b>3,515,892</b>	<b>3,587,909</b>	<b>3,938,543</b>	<b>4,214,933</b>	<b>4,458,036</b>
<b>Estimated Millage</b>					<b>6.54</b>	<b>6.58</b>	<b>7.02</b>	<b>7.51</b>	<b>7.88</b>
<b>Percentage of General Fund Budget</b>					<b>8.34%</b>	<b>8.65%</b>	<b>7.93%</b>	<b>8.13%</b>	<b>8.12%</b>
<b>Total Full Time Employees</b>					<b>47</b>	<b>47</b>	<b>48</b>	<b>50</b>	<b>50</b>

**Oconee County, South Carolina  
Economic Development (707)  
2022-2023 Budget**

Account Number				Description	FY 2019 Actual	FY 2020 Actual	FY 2021 Actual	FY 2022 Budget	FY 2023 Administrator Recommended
10	707	10110	00000	Salary and Wages	216,831	199,264	200,260	291,377	255,808
10	707	10710	00000	Overtime	32,053	7,777	-	-	-
10	707	20013	00000	Social Security	17,344	15,434	15,020	20,881	19,569
10	707	20014	00000	Retirement	33,750	28,381	31,299	42,346	44,920
10	707	20015	00000	Workers Compensation	4,166	4,544	4,706	6,088	7,853
10	707	20016	00000	Health Insurance	37,380	34,750	36,556	36,556	36,556
10	707	20027	00000	Dental	1,656	2,296	2,200	2,200	2,200
10	707	20028	00000	Vision	270	259	400	400	400
<b>Salary and Wage Totals</b>					<b>343,450</b>	<b>292,705</b>	<b>290,441</b>	<b>399,848</b>	<b>367,306</b>
10	707	30059	00000	Copier Click Charges	786	662	377	3,000	3,000
10	707	30071	00000	Rent	21,012	22,763	18,294	21,600	21,600
10	707	33022	00000	Equip Maint-Sign Maint	-	-	322	12,500	12,500
10	707	34043	00001	Electricity - Commerce Center	1,902	1,994	1,931	2,225	2,225
10	707	34043	00080	Electricity-Golden Corner	-	-	-	5,000	5,000
10	707	34043	00104	Electricity-OITP	3,321	3,877	4,251	4,900	4,900
10	707	34044	00000	Water/Sewer/Garbage	550	-	458	1,000	1,000
10	707	40031	00000	IT Replacement Eq/Software	-	(1,233)	2,332	1,000	1,000
10	707	60907	90715	SDOC C-14-2286 US Enginee	-	-	60,000	-	-
10	707	80707	00000	Vehicle Maintenance	346	14	102	500	500
10	707	81707	00000	Gasoline	803	339	308	2,500	250
10	707	95100	20217	EDIS Partnership via Appalachian Council of Governments	12,199	12,199	12,199	12,199	12,199
10	707	95100	20254	Mountain Lakes Business Development Corporation	39,000	34,550	34,550	27,500	25,000
10	707	95100	20256	Oconee Economic Alliance	159,275	158,775	156,393	156,275	150,000
10	707	95100	20257	Upstate SC Alliance	37,522	37,522	-	40,000	40,000
<b>Expenditure Total</b>					<b>276,716</b>	<b>271,462</b>	<b>291,517</b>	<b>290,199</b>	<b>279,174</b>
<b>Department Total</b>					<b>620,166</b>	<b>564,167</b>	<b>581,958</b>	<b>690,047</b>	<b>646,480</b>
<b>Direct Revenue</b>									
<b>Departmental Total Direct Revenue</b>					<b>-</b>	<b>-</b>	<b>-</b>	<b>-</b>	<b>-</b>
<b>Other Revenue</b>					<b>75,359</b>	<b>86,249</b>	<b>54,716</b>	<b>66,351</b>	<b>59,825</b>
<b>Cost in Tax Dollars</b>					<b>544,807</b>	<b>477,918</b>	<b>527,242</b>	<b>623,696</b>	<b>586,655</b>
<b>Estimated Millage</b>					<b>1.01</b>	<b>0.88</b>	<b>0.94</b>	<b>1.11</b>	<b>1.04</b>
<b>Percentage of General Fund Budget</b>					<b>1.29%</b>	<b>1.15%</b>	<b>1.06%</b>	<b>1.20%</b>	<b>1.07%</b>
<b>Total Full Time Employees</b>					<b>4</b>	<b>5</b>	<b>5</b>	<b>4</b>	<b>4</b>

**Oconee County, South Carolina  
Facilities Maintenance (714)  
2022-2023 Budget**

Account Number				Description	FY 2019 Actual	FY 2020 Actual	FY 2021 Actual	FY 2022 Budget	FY 2023 Administrator Recommended
10	714	10110	00000	Salary and Wages	464,029	540,520	549,679	598,106	576,232
10	714	00121	00000	Work Release Program	-	-	-	15,000	-
10	714	10710	00000	Overtime	1,852	3,402	2,527	2,500	2,500
10	714	20013	00000	Social Security	32,957	38,421	39,742	42,463	44,311
10	714	20014	00000	Retirement	67,590	79,205	85,943	91,920	101,713
10	714	20015	00000	Workers Compensation	20,395	24,229	27,622	19,804	27,748
10	714	20016	00000	Health Insurance	119,298	139,976	127,946	137,085	137,085
10	714	20027	00000	Dental	5,959	2,292	7,150	8,250	8,250
10	714	20028	00000	Vision	970	75	1,300	1,500	1,500
<b>Salary and Wage Totals</b>					<b>713,050</b>	<b>828,120</b>	<b>841,909</b>	<b>916,628</b>	<b>899,339</b>
10	714	30024	00000	Equipment Maintenance	533	1,106	1,257	2,000	1,500
10	714	30025	00000	Professional	29,528	5,750	-	20,000	10,000
10	714	30059	00000	Copier Clicks	13	174	288	200	250
10	714	30084	00000	Staff Development	-	-	-	500	250
10	714	33022	00000	Building/Grounds Maintenance	5,567	7,051	7,997	7,000	7,500
10	714	33022	00109	Building Maintenance - Probation and Parole	4,592	5,565	3,676	8,000	5,000
10	714	33022	00206	Building/Grounds-Salem Library	-	6,943	-	-	-
10	714	33022	00208	Building/Grounds-Seneca Library	-	-	74,650	-	-
10	714	33022	00270	Building/Grounds - Oakway Intm	7,594	1,618	1,284	2,000	1,500
10	714	33022	00310	Building/Grounds - Christ Central	27,639	-	-	-	-
10	714	33022	00402	Building Maintenance - DSS Building	22,533	14,229	13,122	20,000	17,500
10	714	33022	00405	Buildings/Grounds Rosa Clark	-	14,820	-	1,000	1,000
10	714	33022	00407	Building Maintenance - Lakeview Rest Home	4,158	60,031	159,188	10,000	12,000
10	714	33022	00510	Building Maintenance - Courthouse	39,863	44,772	35,198	59,000	55,000
10	714	33022	00703	Building Maintenance - Walhalla Health Department	3,995	14,542	106,548	5,000	5,000
10	714	33022	00716	Building Maintenance - USDA Building	3,448	2,455	13,184	3,500	2,500
10	714	33022	00723	Building Maintenance - Pine Street	33,662	22,011	39,659	33,000	50,000
10	714	33022	00729	Building Maintenance - Brown Building	6,924	4,977	11,246	5,000	5,000
10	714	34042	00109	Gas and Fuel Oil - Probation and Parole	1,999	1,815	1,416	1,900	2,000
10	714	34042	00270	Gas and Fuel Oil - Oakway Intm	3,979	4,290	4,120	2,500	3,500
10	714	34042	00410	Gas and Fuel Oil - Walhalla Health	-	-	656		
10	714	34042	00510	Gas and Fuel Oil - Courthouse	12,577	11,649	21,369	20,000	20,000
10	714	34042	00723	Gas and Fuel Oil - Pine Street	3,317	2,424	2,632	3,500	3,000
10	714	34042	00729	Gas and Fuel Oil - Brown Building	1,047	957	1,081	1,900	1,500
10	714	34043	00000	Electricity - Facilities Maintenance	907	1,398	819	1,000	1,000
10	714	34043	00109	Electricity - Probation and Parole	5,496	5,354	4,391	6,200	5,700
10	714	34043	00270	Electricity - Oakway School	18,120	22,464	23,274	20,000	25,000
10	714	34043	00402	Electricity - DSS Building	46,707	46,920	39,123	45,000	40,000

**Oconee County, South Carolina  
Facilities Maintenance (714)  
2022-2023 Budget**

Account Number				Description	FY 2019 Actual	FY 2020 Actual	FY 2021 Actual	FY 2022 Budget	FY 2023 Administrator Recommended
10	714	34043	00403	Electricity - Walhalla Health Department	13,564	12,326	16,183	15,000	17,500
10	714	34043	00409	Electricity - Foothills Alliance	1,465	1,246	391	1,300	1,200
10	714	34043	00510	Electricity - Courthouse	101,611	72,786	66,417	75,000	75,000
10	714	34043	00723	Electricity - Pine Street	25,541	48,065	44,565	40,000	40,000
10	714	34043	00729	Electricity - Brown Building	10,260	10,473	12,581	12,000	13,000
10	714	34044	00000	Water - Facilities Maintenance	796	899	806	800	1,000
10	714	34044	00109	Water - Probation and Parole	1,366	682	650	1,000	1,200
10	714	34044	00270	Water - Oakway School	479	2,068	2,283	2,000	2,500
10	714	34044	00402	Water - DSS Building	3,152	3,249	2,712	2,850	3,200
10	714	34044	00403	Water - Walhalla Health Department	945	1,192	837	1,000	1,200
10	714	34044	00409	Water - Foothills Alliance	676	608	575	700	1,000
10	714	34044	00510	Water - Courthouse	3,294	3,465	3,215	3,600	3,600
10	714	34044	00723	Water - Pine Street	2,202	2,295	2,307	2,500	3,000
10	714	34044	00729	Water - Brown Building	1,154	1,309	1,012	1,300	1,500
10	714	40027	00000	Safety Equipment	2,010	2,122	2,050	2,500	3,500
10	714	40031	00000	Small Equipment	3,918	8,195	10,527	10,000	10,000
10	714	40032	00000	Operational	28,944	30,161	28,722	30,000	32,000
10	714	40045	00000	IT Replacement Eq/Software	-	-	1,300	-	-
10	714	40065	00000	Uniforms/Clothing	5,320	3,777	9,186	6,000	6,000
10	714	80714	00000	Vehicle Maintenance	7,453	4,331	9,446	6,500	7,500
10	714	81714	00000	Gasoline	13,214	11,558	11,959	13,500	18,000
<b>Expenditure Total</b>					<b>511,562</b>	<b>524,122</b>	<b>793,902</b>	<b>505,750</b>	<b>517,600</b>
<b>Department Total</b>					<b>1,224,612</b>	<b>1,352,242</b>	<b>1,635,811</b>	<b>1,422,378</b>	<b>1,416,939</b>
<b>Direct Revenue</b>									
<b>Departmental Total Direct Revenue</b>					-	-	-	-	-
<b>Other Revenue</b>					148,807	206,729	153,799	136,768	131,123
<b>Cost in Tax Dollars</b>					1,075,805	1,145,513	1,482,012	1,285,610	1,285,816
<b>Estimated Millage</b>					2.00	2.10	2.64	2.29	2.27
<b>Percentage of General Fund Budget</b>					2.55%	2.76%	2.99%	2.48%	2.34%
<b>Total Full Time Employees</b>					14	15	15	15	15



**Oconee County, South Carolina  
Finance Department (708)  
2022-2023 Budget**

Account Number				Description	FY 2019 Actual	FY 2020 Actual	FY 2021 Actual	FY 2022 Budget	FY 2023 Administrator Recommended
10	708	10110	00000	Salary and Wages	332,526	286,650	328,534	356,379	320,276
10	708	10710	00000	Overtime	234	425	956	1,000	1,000
10	708	20013	00000	Social Security	23,779	20,415	23,454	26,325	24,578
10	708	20014	00000	Retirement	48,532	41,643	50,017	56,823	56,244
10	708	20015	00000	Workers Compensation	1,069	952	1,370	1,185	1,297
10	708	20016	00000	Health Insurance	54,396	52,230	63,973	54,834	54,834
10	708	20027	00000	Dental	2,992	2,143	3,850	3,300	3,300
10	708	20028	00000	Vision	487	188	700	600	600
<b>Salary and Wage Totals</b>					<b>464,015</b>	<b>404,646</b>	<b>472,854</b>	<b>500,446</b>	<b>462,129</b>
10	708	30018	00000	Travel	672	484	-	1,000	-
10	708	30024	00000	Equipment Maintenance	-	-	-	720	-
10	708	30025	00000	Professional	9,288	8,465	19,953	10,300	10,300
10	708	30056	00000	Data Processing	161,841	173,798	190,696	163,000	200,000
10	708	30059	00000	Copies	3,948	3,956	4,523	4,800	4,800
10	708	30068	00000	Advertising	1,142	-	-	-	-
10	708	30080	00000	Dues: Organizations	1,095	1,224	1,345	1,600	1,150
10	708	30084	00000	Staff Development	2,920	1,349	280	3,000	3,000
10	708	40031	00000	Small Equipment	424	2,004	714	1,800	1,800
10	708	40032	00000	Operational	4,833	7,172	5,408	6,000	6,000
10	708	40045	00000	IT Replacement Equipment/Software	1,368	4,001	-	-	2,000
10	708	40102	00000	Periodicals	180	50	-	500	-
10	708	80708	00000	Vehicle Maintenance	122	-	-	-	-
10	708	81708	00000	Gasoline	603	24	-	-	-
<b>Expenditure Total</b>					<b>188,436</b>	<b>202,527</b>	<b>222,919</b>	<b>192,720</b>	<b>229,050</b>
<b>Department Total</b>					<b>652,451</b>	<b>607,173</b>	<b>695,773</b>	<b>693,166</b>	<b>691,179</b>
<b>Direct Revenue</b>									
<b>Departmental Total Direct Revenue</b>					<b>-</b>	<b>-</b>	<b>-</b>	<b>-</b>	<b>-</b>
<b>Other Revenue</b>					<b>79,282</b>	<b>92,824</b>	<b>65,417</b>	<b>66,651</b>	<b>63,962</b>
<b>Cost in Tax Dollars</b>					<b>573,169</b>	<b>514,349</b>	<b>630,356</b>	<b>626,515</b>	<b>627,217</b>
<b>Estimated Millage</b>					<b>1.07</b>	<b>0.94</b>	<b>1.12</b>	<b>1.12</b>	<b>1.11</b>
<b>Percentage of General Fund Budget</b>					<b>1.36%</b>	<b>1.24%</b>	<b>1.27%</b>	<b>1.21%</b>	<b>1.14%</b>
<b>Total Full Time Employees</b>					<b>6</b>	<b>6</b>	<b>6</b>	<b>6</b>	<b>5</b>

**Oconee County, South Carolina  
Fire/Emergency Services (107)  
2022-2023 Budget**

Account Number				Description	FY 2019 Actual	FY 2020 Actual	FY 2021 Actual	FY 2022 Budget	FY 2023 Administrator Recommended
10	107	10110	00000	Salary and Wages	1,348,486	1,324,581	1,358,981	1,622,646	1,630,323
10	107	10710	00000	Overtime	23,144	40,673	57,784	30,000	30,000
10	107	20013	00000	Social Security	100,548	101,602	103,977	126,112	127,015
10	107	20014	00000	Retirement	232,553	233,603	252,440	335,456	332,242
10	107	20015	00000	Workers Compensation	129,102	144,627	157,278	161,034	207,393
10	107	20016	00000	Health Insurance	260,890	250,248	319,865	356,421	356,421
10	107	20027	00000	Dental	7,795	15,898	19,250	21,450	21,450
10	107	20028	00000	Vision	1,270	1,864	3,500	3,900	3,900
<b>Salary and Wage Totals</b>					<b>2,103,788</b>	<b>2,113,096</b>	<b>2,273,075</b>	<b>2,657,019</b>	<b>2,708,744</b>
10	107	30018	00000	Travel	696	-	-	-	-
10	107	30024	00000	Equipment Maintenance	18,575	17,499	13,545	18,000	16,000
10	107	30025	00000	Professional	4,948	1,036	8,149	5,775	5,000
10	107	30041	00000	Telecommunications	4,176	4,096	4,572	5,000	5,500
10	107	30056	00000	Data Processing	31,227	28,564	25,231	33,000	35,000
10	107	30059	00000	Copier Click Charges	4,476	3,583	3,548	4,200	4,600
10	107	30062	00000	Medical - Physicals for Volunteers and Medical Supplies	79,096	80,476	84,402	87,500	90,000
10	107	30080	00000	Dues: Organizations	1,579	1,797	2,407	3,500	3,500
10	107	30084	00000	Staff Development	44,372	15,910	39,144	60,000	60,000
10	107	30090	00000	Commission Honoraria	-	1,100	900	1,200	1,200
10	107	30810	90910	Maint Rep Watershed Local USDA	-	-	328,103	-	-
10	107	33022	00000	Buildings/Grounds Maintenance	25,632	13,165	20,485	23,500	23,000
10	107	34043	00000	Electricity	9,318	8,928	10,207	8,800	9,200
10	107	34044	00000	Water/Sewer/Garbage	710	923	880	850	1,000
10	107	40027	00193	Safety Equipment - FEMA	-	-	654	-	-
10	107	40031	00000	Small Equipment	69,489	42,306	88,943	30,000	25,000
10	107	40031	00000	Small Equipment <b>New Hires</b>	-	-	-	-	12,000
10	107	40031	00000	Small Equipment - Turn Out	-	-	-	20,000	26,000
10	107	40031	00193	Small Equipment - FEMA	-	-	8,889	-	-
10	107	40031	02019	Small Equipment - 2019	-	-	39,877	-	-
10	107	40031	00000	Small Equipment - BountyLand	-	-	-	-	32,520
10	107	40032	00000	Operational	25,439	20,097	27,930	25,000	28,000
10	107	40032	00000	Operational BountyLand	-	-	-	-	2,354
10	107	40033	00000	Postage	317	242	17	700	200
10	107	40034	00000	Food	8,008	5,241	7,526	7,000	8,000
10	107	40045	00000	It Replacement Equipment/Software	725	5,089	5,055	3,000	4,000
10	107	40065	00000	Uniforms/Clothing	10,163	17,876	15,998	30,000	35,000
				SCBAs Lease Payment	-	-	-	-	153,000
10	107	80102	00000	Vehicle Maintenance	172,063	121,240	158,271	165,000	165,000
10	107	81102	00000	Gasoline	51,435	43,914	49,255	55,000	60,000
10	107	82102	00000	Diesel	11,598	7,925	5,047	8,000	8,000
10	107	95100	20202	OMH Ambulance Service	150,000	150,000	300,000	300,000	300,000
10	107	95100	20207	City of Seneca - Fire Contract	650,000	650,000	650,000	650,000	650,000
10	107	95100	20208	City of Walhalla Fire	300,000	300,000	300,000	300,000	300,000
10	107	95100	20209	City of Westminster Fire	285,000	285,000	285,000	285,000	285,000
10	107	95100	20210	Town of Salem Fire	200,000	200,000	200,000	200,000	200,000
10	107	99999	00000	Miscellaneous Grant Match	7,196	9,918	1,522	10,000	10,000
<b>Expenditure Total</b>					<b>2,166,238</b>	<b>2,035,925</b>	<b>2,685,557</b>	<b>2,340,025</b>	<b>2,558,074</b>
<b>Department Total</b>					<b>4,270,026</b>	<b>4,149,021</b>	<b>4,958,632</b>	<b>4,997,044</b>	<b>5,266,818</b>

**Oconee County, South Carolina  
Fire/Emergency Services (107)  
2022-2023 Budget**

Account Number	Description	FY 2019 Actual	FY 2020 Actual	FY 2021 Actual	FY 2022 Budget	FY 2023 Administrator Recommended
<b>Direct Revenue</b>						
<b>Departmental Total Direct Revenue</b>						
	<b>Other Revenue</b>	518,867	634,297	466,211	480,488	487,390
	<b>Cost in Tax Dollars</b>	3,751,159	3,514,724	4,492,420	4,516,556	4,779,428
	<b>Estimated Millage</b>	6.98	6.44	8.00	8.05	8.45
	<b>Percentage of General Fund Budget</b>	8.90%	8.48%	9.05%	8.72%	8.70%
	<b>Total Full Time Employees</b>	27	36	36	39	39

**Oconee County, South Carolina  
Health Department (403)  
2022-2023 Budget**

Account Number				Description	FY 2019 Actual	FY 2020 Actual	FY 2021 Actual	FY 2022 Budget	FY 2023 Administrator Recommended
10	403	30041	00000	Telecommunications	1,640	1,548	1,586	1,500	1,500
10	403	30062	00000	Medical	6,753	5,351	289	5,500	5,500
10	403	33022	00000	Building/Grounds Maintenance	2,602	3,363	3,861	4,000	3,000
10	403	34043	00000	Electricity	14,933	13,700	12,891	13,500	13,500
10	403	34044	00000	Water/Sewer/Garbage	1,428	1,879	2,475	1,500	1,500
10	403	40031	00000	Small Equipment	-	-	-	803	800
10	403	40032	00000	Operational	1,225	648	745	2,000	3,000
10	403	40033	00000	Postage	234	254	322	331	350
<b>Expenditure Total</b>					<b>28,815</b>	<b>26,743</b>	<b>22,169</b>	<b>29,134</b>	<b>29,150</b>
<b>Department Total</b>					<b>28,815</b>	<b>26,743</b>	<b>22,169</b>	<b>29,134</b>	<b>29,150</b>
<b>Direct Revenue</b>									
<b>Departmental Total Direct Revenue</b>					-	-	-	-	-
<b>Other Revenue</b>					3,501	-	-	-	-
<b>Cost in Tax Dollars</b>					25,314	26,743	22,169	29,134	29,150
<b>Estimated Millage</b>					0.05	0.05	0.04	0.05	0.05
<b>Percentage of General Fund Budget</b>					0.06%	0.05%	0.04%	0.05%	0.05%
<b>Total Full Time Employees</b>					-	-	-	-	-

**Oconee County, South Carolina  
Health and Human Services (705)  
2022-2023 Budget**

Account Number				Description	FY 2019 Actual	FY 2020 Actual	FY 2021 Actual	FY 2022 Budget	FY 2023 Administrator Recommended
				<b>Charity Medical:</b>					
10	705	60083	00000	Rosa Clark Medical Clinic	80,000	80,000	80,000	80,000	80,000
10	705	60583	00000	Medically Indigent Assistance	154,057	153,970	153,752	153,967	153,967
10	705	95100	20239	Helping Hands (Contract)	35,000	35,000	-	-	-
<b>Charity Medical Expenditure Total</b>					<b>269,057</b>	<b>268,970</b>	<b>233,752</b>	<b>233,967</b>	<b>233,967</b>
				<b>Direct Aid</b>					
10	705	95100	02041	CAT Bus System	60,000	60,000	60,000	60,000	60,000
10	705	95100	20205	OC Board of Disabilities and Special Needs	75,000	75,000	75,000	75,000	75,000
10	705	95100	20206	Anderson, Oconee, and Pickens Mental Health	60,000	60,000	60,000	60,000	60,000
10	705	95100	20216	Senior Solutions/Lake View Assisted	92,900	92,900	92,900	92,900	92,900
				<b>Oconee Support</b>	73,084	157,932	126,132	150,000	215,000
<b>Direct Aid Expenditure Total</b>					<b>360,984</b>	<b>445,832</b>	<b>414,032</b>	<b>437,900</b>	<b>502,900</b>
<b>Department Total</b>					<b>630,041</b>	<b>714,802</b>	<b>647,784</b>	<b>671,867</b>	<b>736,867</b>
<b>Direct Revenue</b>									
<b>Departmental Total Direct Revenue</b>					-	-	-	-	-
<b>Other Revenue</b>					76,559	109,278	60,905	64,603	68,189
<b>Cost in Tax Dollars</b>					553,482	605,524	586,879	607,264	668,678
<b>Estimated Millage</b>					1.03	1.11	1.05	1.08	1.18
<b>Percentage of General Fund Budget</b>					1.31%	1.46%	1.18%	1.17%	1.22%
<b>Total Full Time Employees</b>					-	-	-	-	-

**Oconee County, South Carolina  
High Falls Park (203)  
2022-2023 Budget**

Account Number				Description	FY 2019 Actual	FY 2020 Actual	FY 2021 Actual	FY 2022 Budget	FY 2023 Administrator Recommended
10	203	10110	00000	Salary and Wages	152,223	182,166	184,254	196,092	191,371
10	203	10710	00000	Overtime	7,860	7,186	8,987	9,500	8,500
10	203	20013	00000	Social Security	11,250	13,898	14,096	15,291	15,367
10	203	20014	00000	Retirement	22,929	27,731	30,143	33,100	35,273
10	203	20015	00000	Workers Compensation	7,018	8,027	9,219	7,834	10,325
10	203	20016	00000	Health Insurance	32,332	44,161	45,695	45,695	45,695
10	203	20027	00000	Dental	1,845	721	2,500	2,750	2,750
10	203	20028	00000	Vision	301	48	500	500	500
<b>Salary and Wage Totals</b>					<b>235,758</b>	<b>283,938</b>	<b>295,394</b>	<b>310,762</b>	<b>309,781</b>
10	203	30024	00000	Equipment Maintenance	80	192	691	700	700
10	203	30025	00000	Professional	51,115	51,967	53,837	50,098	50,098
10	203	30037	00000	Equipment Rental	-	2,990	3,698	-	-
10	203	30041	00000	Telecommunication (Lake Hartwell Ranger)	-	-	-	600	600
10	203	30059	00000	Copier Click Charges	552	445	298	1,000	500
10	203	33022	00000	Building/Grounds Maintenance	17,685	16,828	17,773	25,000	-
10	203	34042	00000	Gas and Fuel Oil	4,111	2,093	5,081	4,150	4,150
10	203	34043	00000	Electricity	33,017	28,636	42,345	33,000	33,000
10	203	34044	00000	Water/Sewer/Garbage	3,403	2,888	2,854	3,000	5,000
10	203	40027	00000	Safety Equipment (swim area)	418	-	672	1,000	1,000
10	203	40031	00000	Small Equipment	2,037	3,410	1,891	2,000	2,000
10	203	40032	00000	Operational	9,214	12,915	18,842	14,000	14,000
10	203	40034	00000	Food	-	122	56	200	200
10	203	40045	00000	IT Replacement/Software	1,057	-	-	500	500
10	203	40065	00000	Uniforms/Clothing	760	2,091	1,599	2,250	2,250
10	203	40832	00000	Concessions	4,831	5,453	7,294	5,000	10,000
10	203	60735	00000	General Gravel Use	289	11,263	752	5,000	5,000
<b>Expenditure Total</b>					<b>128,569</b>	<b>141,293</b>	<b>157,683</b>	<b>147,498</b>	<b>128,998</b>
<b>Department Total</b>					<b>364,327</b>	<b>425,231</b>	<b>453,077</b>	<b>458,260</b>	<b>438,779</b>
<b>Direct Revenue</b>									
10	80	805	00203	High Falls Park	159,938	131,234	220,987	150,000	225,000
10	80	805	62051	Fairplay Recreation Area	5,138	5,150	3,787	5,500	3,500
10	80	805	62052	Lawrence Bridge Recreation Area	5,018	4,463	3,505	4,500	3,500
10	80	805	62053	Mullins Ford	603	273	445	500	500
10	80	805	62054	Choestoea Landing	1,569	1,062	1,721	1,600	1,600
10	80	805	62055	Port Bass Landing	39	10	-	-	-
10	80	805	62056	Seneca Creek Landing	2,826	3,220	2,543	3,000	2,500
10	80	805	62057	South union Landing	859	901	487	1,000	500
<b>Departmental Total Direct Revenue</b>					<b>159,938</b>	<b>131,234</b>	<b>220,987</b>	<b>150,000</b>	<b>225,000</b>
<b>Other Revenue</b>					<b>44,271</b>	<b>65,009</b>	<b>42,598</b>	<b>44,064</b>	<b>40,605</b>
<b>Cost in Tax Dollars</b>					<b>160,118</b>	<b>228,988</b>	<b>189,492</b>	<b>264,196</b>	<b>173,174</b>
<b>Estimated Millage</b>					<b>0.30</b>	<b>0.42</b>	<b>0.34</b>	<b>0.47</b>	<b>0.31</b>
<b>Percentage of General Fund Budget</b>					<b>0.76%</b>	<b>0.87%</b>	<b>0.83%</b>	<b>0.80%</b>	<b>0.73%</b>
<b>Total Full Time Employees</b>					<b>4</b>	<b>5</b>	<b>5</b>	<b>5</b>	<b>5</b>

**Oconee County, South Carolina  
Human Resources (710)  
2022-2023 Budget**

Account Number				Description	FY 2019 Actual	FY 2020 Actual	FY 2021 Actual	FY 2022 Budget	FY 2023 Administrator Recommended
10	710	10110	00000	Salary and Wages	167,363	172,565	176,965	186,034	226,654
10	710	10710	00000	Overtime	303	175	-	1,000	500
10	710	20013	00000	Social Security	11,845	11,928	12,321	13,650	17,416
10	710	20014	00000	Retirement	24,409	25,166	27,425	29,549	39,976
10	710	20015	00000	Workers Compensation	1,151	1,702	1,987	1,151	1,538
10	710	20016	00000	Health Insurance	29,024	29,291	27,417	27,417	36,556
10	710	20027	00000	Dental	1,576	287	1,650	1,650	2,200
10	710	20028	00000	Vision	257	22	300	300	400
<b>Salary and Wage Totals</b>					<b>235,928</b>	<b>241,136</b>	<b>248,065</b>	<b>260,751</b>	<b>325,240</b>
10	710	30018	00000	Travel	457	553	-	200	200
10	710	30025	00000	Professional	3,599	2,969	6,935	3,500	4,000
10	710	30041	00000	Telecommunications	720	360	-	720	-
10	710	30056	00000	Data Processing	-	-	-	17,000	-
10	710	30059	00000	Copies	1,500	1,291	1,219	3,000	2,500
10	710	30062	00000	Medical	53,556	60,248	66,372	48,500	60,000
10	710	30080	00000	Dues: Organizations	418	259	538	460	460
10	710	30084	00000	Staff Development	2,283	1,453	1,840	3,500	3,000
10	710	40027	00000	Safety Equipment	1,545	2,556	3,355	5,000	3,500
10	710	40031	00000	Small Equipment	339	3,184	3,033	1,250	1,250
10	710	40032	00000	Operational	2,638	1,679	2,672	6,000	3,500
10	710	40034	00000	Food	-	7	-	200	200
10	710	40045	00000	IT Replacement Equipment/Software	-	2,395	-	1,500	1,500
10	710	40102	00000	Periodicals	1,335	1,101	935	1,392	1,392
10	710	80747	00000	Vehicle Maintenance	-	157	-	-	-
10	710	81747	00000	Gasoline	74	54	91	-	-
<b>Expenditure Total</b>					<b>68,464</b>	<b>78,266</b>	<b>86,990</b>	<b>92,222</b>	<b>81,502</b>
<b>Department Total</b>					<b>304,392</b>	<b>319,402</b>	<b>335,055</b>	<b>352,973</b>	<b>406,742</b>
<b>Direct Revenue</b>									
<b>Departmental Total Direct Revenue</b>					<b>-</b>	<b>-</b>	<b>-</b>	<b>-</b>	<b>-</b>
<b>Other Revenue</b>					36,988	48,830	31,502	33,940	37,640
<b>Cost in Tax Dollars</b>					267,404	270,572	303,553	319,033	369,102
<b>Estimated Millage</b>					0.50	0.50	0.54	0.57	0.65
<b>Percentage of General Fund Budget</b>					0.63%	0.65%	0.61%	0.62%	0.67%
<b>Total Full Time Employees</b>					3	3	3	3	4

**Oconee County, South Carolina  
Information Technology (711)  
2022-2023 Budget**

Account Number				Description	FY 2019 Actual	FY 2020 Actual	FY 2021 Actual	FY 2022 Budget	FY 2023 Administrator Recommended
10	711	10110	00000	Salary and Wages	235,402	293,166	339,235	396,515	397,288
10	711	20013	00000	Social Security	17,543	21,206	24,611	29,314	30,393
10	711	20014	00000	Retirement	34,727	42,357	52,215	63,456	69,764
10	711	20015	00000	Workers Compensation	2,741	2,501	3,017	2,643	3,203
10	711	20016	00000	Health Insurance	42,591	46,629	54,834	63,973	63,973
10	711	20027	00000	Dental	2,141	619	3,300	3,850	3,850
10	711	20028	00000	Vision	349	14	600	700	700
<b>Salary and Wage Totals</b>					<b>335,494</b>	<b>406,492</b>	<b>477,812</b>	<b>560,451</b>	<b>569,171</b>
10	711	30024	00000	Equipment Maintenance	134,313	76,966	52,522	75,000	124,000
10	711	30024	00073	Equipment Maintenance - GIS	50,000	50,000	50,000	59,000	59,000
10	711	30025	00000	Professional	31,491	32,706	17,151	30,000	20,000
10	711	30025	00073	Professional - GIS	6,000	6,000	11,073	10,000	10,000
10	711	30025	00371	Professional-Website	20,000	24,000	24,000	24,000	24,000
10	711	30037	00000	Equipment - Leased/Rented	40,630	40,630	40,630	40,700	78,000
10	711	30041	00000	Telecommunications	144,561	139,683	147,482	148,000	148,000
10	711	30056	00000	Data Processing	9,433	88,878	41,474	52,800	65,000
10	711	30059	00000	Copier Click Charges	586	344	250	300	300
10	711	30080	00000	Dues: Organizations	-	-	-	300	-
10	711	30084	00000	Staff Development	1,905	-	-	5,000	2,500
10	711	40031	00000	Small Equipment	43,918	9,342	31,108	10,000	10,000
10	711	40031	00073	Small Equipment - GIS	-	-	-	1,500	1,500
10	711	40032	00000	Operational	3,234	2,434	3,968	3,500	4,000
10	711	40045	00000	IT Replacement EQ/Software (All Dept)	43,935	27,549	7,071	45,000	60,000
10	711	80711	00000	Vehicle Maintenance	1,016	508	414	1,500	2,000
10	711	81711	00000	Gasoline	1,879	2,129	2,032	3,500	4,000
<b>Expenditure Total</b>					<b>532,901</b>	<b>501,169</b>	<b>429,175</b>	<b>510,100</b>	<b>612,300</b>
<b>Department Total</b>					<b>868,395</b>	<b>907,661</b>	<b>906,987</b>	<b>1,070,551</b>	<b>1,181,471</b>
<b>Direct Revenue</b>									
<b>Departmental Total Direct Revenue</b>					<b>-</b>	<b>-</b>	<b>-</b>	<b>-</b>	<b>-</b>
<b>Other Revenue</b>					105,522	138,762	85,275	102,938	109,333
<b>Cost in Tax Dollars</b>					762,873	768,899	821,712	967,613	1,072,138
<b>Estimated Millage</b>					1.42	1.41	1.46	1.72	1.90
<b>Percentage of General Fund Budget</b>					1.81%	1.85%	1.66%	1.87%	1.95%
<b>Total Full Time Employees</b>					6	5	5	6	6



**Oconee County, South Carolina  
Legislative Delegation (706)  
2022-2023 Budget**

Account Number				Description	FY 2019 Actual	FY 2020 Actual	FY 2021 Actual	FY 2022 Budget	FY 2023 Administrator Recommended
10	706	10110	00000	<b>Salary and Wages</b>	53,351	55,912	56,559	58,695	58,695
10	706	20013	00000	<b>Social Security</b>	3,977	4,207	4,275	4,359	4,490
10	706	20014	00000	<b>Retirement</b>	7,762	8,155	8,759	9,437	10,307
10	706	20015	00000	<b>Workers Compensation</b>	172	1,383	1,619	169	205
10	706	20016	00000	<b>Health Insurance</b>	9,756	11,341	9,139	9,139	9,139
10	706	20027	00000	<b>Dental</b>	525	39	500	550	550
10	706	20028	00000	<b>Vision</b>	62	16	100	100	100
<b>Salary and Wage Totals</b>					<b>75,605</b>	<b>81,053</b>	<b>80,951</b>	<b>82,449</b>	<b>83,486</b>
10	706	30018	00000	<b>Travel</b>	498	509	-	800	800
10	706	30059	00000	<b>Copier Click Charges</b>	575	1,081	990	750	750
10	706	30071	00000	<b>Rent</b>	11,400	11,400	11,400	11,400	11,400
10	706	40031	00000	<b>Small Equipment</b>	-	-	-	500	500
10	706	40032	00000	<b>Operational</b>	1,070	496	1,564	1,800	1,500
10	706	40033	00000	<b>Postage</b>	-	38	-	400	100
<b>Expenditure Total</b>					<b>13,543</b>	<b>13,524</b>	<b>13,954</b>	<b>15,650</b>	<b>15,050</b>
<b>Department Total</b>					<b>89,148</b>	<b>94,577</b>	<b>94,905</b>	<b>98,099</b>	<b>98,536</b>
<b>Direct Revenue</b>									
<b>Departmental Total Direct Revenue</b>					<b>-</b>	<b>-</b>	<b>-</b>	<b>-</b>	<b>-</b>
<b>Other Revenue</b>					10,833	14,459	8,923	9,433	9,118
<b>Cost in Tax Dollars</b>					78,315	80,118	85,982	88,666	89,418
<b>Estimated Millage</b>					0.03	0.03	0.03	0.02	0.02
<b>Percentage of General Fund Budget</b>					0.19%	0.19%	0.17%	0.17%	0.16%
<b>Total Full Time Employees</b>					1	1	1	1	1

**Oconee County, South Carolina  
Library (206)  
2022-2023 Budget**

Account Number				Description	FY 2019 Actual	FY 2020 Actual	FY 2021 Actual	FY 2022 Budget	FY 2023 Administrator Recommended
10	206	10110	00000	Salary and Wages	658,324	665,933	673,847	749,983	742,435
10	206	10710	00000	Overtime	194	121	-	200	-
10	206	20013	00000	Social Security	47,925	48,525	48,941	55,361	56,796
10	206	20014	00000	Retirement	95,591	97,321	104,386	119,840	130,372
10	206	20015	00000	Workers Compensation	7,979	7,794	9,054	5,338	4,046
10	206	20016	00000	Health Insurance	184,400	189,663	173,641	173,641	173,641
10	206	20027	00000	Dental	7,353	4,441	10,450	10,450	10,450
10	206	20028	00000	Vision	1,283	201	1,900	1,900	1,900
<b>Salary and Wage Totals</b>					<b>1,003,049</b>	<b>1,013,999</b>	<b>1,022,219</b>	<b>1,116,713</b>	<b>1,119,640</b>
10	206	30024	00000	Equipment Maintenance	2,470	2,470	2,500	2,500	2,500
10	206	30025	00000	Professional	109,551	110,058	111,624	110,000	140,000
10	206	30041	00000	Telecommunications	836	912	912	1,000	1,000
10	206	30056	00000	Data Processing	27,685	26,216	27,716	28,405	28,817
10	206	30059	00000	Copier Click Charges	7,885	6,257	6,089	10,000	8,500
10	206	30068	00000	Advertising	450	-	-	-	-
10	206	30080	00000	Dues: Organizations	750	750	729	750	750
10	206	30084	00000	Staff Development	3,158	3,282	-	3,300	3,000
10	206	30090	00000	Commission Honoraria	900	900	900	900	900
10	206	33022	00207	Building/Grounds Maintenance - Walhalla	6,510	6,467	3,677	7,000	5,500
10	206	33022	00208	Building/Grounds Maintenance - Seneca	5,743	3,294	2,554	3,600	3,500
10	206	33022	00209	Building/Grounds Maintenance - Westminster	1,844	3,184	2,034	2,500	2,500
10	206	33022	00210	Building/Grounds Maintenance - Salem	1,730	2,121	4,235	2,020	2,020
10	206	34043	00207	Electricity - Walhalla	30,045	23,932	21,713	27,000	25,000
10	206	34043	00208	Electricity - Seneca	14,093	14,342	12,819	17,000	16,000
10	206	34043	00209	Electricity - Westminster	13,678	14,346	13,274	15,500	15,500
10	206	34043	00210	Electricity - Salem	5,000	5,000	5,000	5,000	5,000
10	206	34044	00207	Water/Sewer/Garbage - Walhalla	1,528	1,647	1,545	1,400	1,700
10	206	34044	00208	Water/Sewer/Garbage - Seneca	902	917	952	1,000	1,200
10	206	34044	00209	Water/Sewer/Garbage - Westminster	468	614	919	1,000	1,200
10	206	40031	00000	Small Equipment	4,750	2,894	5,300	2,800	2,800
10	206	40032	00000	Operational	7,310	8,943	11,207	8,000	8,000
10	206	40033	00000	Postage	450	347	667	1,000	500
10	206	40034	00000	Food	229	155	500	500	500
10	206	40101	00000	Books	83,095	85,573	85,732	88,000	85,000
10	206	40102	00000	Periodicals	21,630	22,200	22,197	22,200	22,200
10	206	40103	00000	Audio Visual	10,500	11,299	11,206	11,300	11,300
10	206	80206	00000	Vehicle Maintenance	1,211	886	1,988	1,500	1,500
10	206	81206	00000	Gasoline	2,324	2,091	2,315	2,500	3,000
10	206	82206	00000	Diesel	2,115	1,474	860	1,500	2,000
<b>Expenditure Total</b>					<b>368,840</b>	<b>362,571</b>	<b>361,164</b>	<b>379,175</b>	<b>401,387</b>
<b>Department Total</b>					<b>1,371,889</b>	<b>1,376,570</b>	<b>1,383,383</b>	<b>1,495,888</b>	<b>1,521,027</b>

**Oconee County, South Carolina  
Library (206)  
2022-2023 Budget**

Account Number				Description	FY 2019 Actual	FY 2020 Actual	FY 2021 Actual	FY 2022 Budget	FY 2023 Administrator Recommended
<b>Direct Revenue</b>									
10	80	805	11000	Library Fines and Fees	29,214	18,776	11,610	20,000	15,000
<b>Departmental Total Direct Revenue</b>					<b>29,214</b>	<b>18,776</b>	<b>11,610</b>	<b>20,000</b>	<b>15,000</b>
<b>Other Revenue</b>					166,703	210,448	130,066	143,836	140,755
<b>Cost in Tax Dollars</b>					1,175,972	1,147,346	1,241,707	1,332,052	1,365,272
<b>Estimated Millage</b>					2.19	2.10	2.21	2.37	2.41
<b>Percentage of General Fund Budget</b>					2.86%	2.81%	2.52%	2.61%	2.51%
<b>Total Full Time Employees</b>					19	19	19	19	19

Description				FY 2019 Actual	FY 2020 Actual	FY 2021 Actual	FY 2022 Approved 6/22/2021	FY 2023 Administrator Recommended	
<b>Maintenance of Effort</b>				1,371,889	1,376,570	1,383,383	1,495,888	1,521,027	
						11,494	119,318	137,644	
<b>No one time capital is to be included in totals.</b>									

**Oconee County, South Carolina  
Magistrate (509)  
2022-2023 Budget**

Account Number				Description	FY 2019 Actual	FY 2020 Actual	FY 2021 Actual	FY 2022 Budget	FY 2023 Administrator Recommended
10	509	10110	00000	Salary and Wages	491,976	496,130	523,121	599,247	592,273
10	509	10710	00000	Overtime	566	257	577	3,500	500
10	509	20013	00000	Social Security	35,980	37,339	38,161	39,576	40,222
10	509	20014	00000	Retirement	79,553	83,010	88,854	92,977	99,844
10	509	20015	00000	Workers Compensation	4,353	3,753	3,934	7,942	9,471
10	509	20016	00000	Health Insurance	87,547	93,649	82,252	82,251	82,251
10	509	20027	00000	Dental	4,727	860	4,950	4,950	4,950
10	509	20028	00000	Vision	770	67	900	900	900
<b>Salary and Wage Totals</b>					<b>705,472</b>	<b>715,065</b>	<b>742,749</b>	<b>831,343</b>	<b>830,411</b>
10	509	30018	00000	Travel	-	346	-	400	400
10	509	30026	00000	Court Expenditures	10,196	5,784	2,280	17,500	15,000
10	509	30041	00000	Telecommunications	1,090	342	-	720	500
10	509	30056	00000	Data Processing	25,000	25,000	25,000	25,000	25,000
10	509	30059	00000	Copier Click Charges	5,580	3,952	4,167	5,500	5,500
10	509	30071	00000	Rent	21,780	23,760	23,760	21,600	23,760
10	509	30080	00000	Dues: Organizations	255	585	325	800	600
10	509	30084	00000	Staff Development	1,406	3,406	-	3,000	3,000
10	509	33022	00000	Building/Grounds Maintenance	9,953	1,780	1,462	15,000	10,000
10	509	34042	00000	Gas and Fuel Oil - Walhalla	720	559	540	1,200	1,000
10	509	34043	00000	Electricity	11,277	8,800	8,822	12,500	12,000
10	509	34044	00000	Water/Sewer/Garbage - Seneca	356	662	973	250	1,000
10	509	40031	00000	Small Equipment	376	915	-	3,500	2,500
10	509	40032	00000	Operational	5,179	3,839	4,505	5,500	5,500
10	509	40034	00000	Food	92	17	139	500	500
10	509	40045	00000	IT Replacement Equipment/Software	2,805	3,104	99	5,000	5,000
10	509	80509	00000	Vehicle Maintenance	389	445	17	1,500	1,500
10	509	81509	00000	Gasoline	795	710	668	2,800	2,000
<b>Expenditure Total</b>					<b>97,249</b>	<b>84,005</b>	<b>72,757</b>	<b>122,270</b>	<b>114,760</b>
<b>Department Total</b>					<b>802,721</b>	<b>799,070</b>	<b>815,506</b>	<b>953,613</b>	<b>945,171</b>
<b>Direct Revenue</b>									
10	80	805	16001	Magistrate Fines	226,586	227,101	239,193	220,000	220,000
10	80	805	16002	Magistrate Court Fees	1,019	1,420	1,371	1,000	-
10	80	805	16003	Magistrate Civil Paper Fees	100,585	92,008	85,401	85,000	85,000
10	80	805	16004	25% Boating Fines Retained	647	689	1,049	1,100	1,100
10	80	805	16016	Liter Fines (90% GF)	896	2,630	1,004	1,500	1,500
10	80	805	16030	Magistrate Collection Cost	2,439	2,451	2,631	2,500	2,500
<b>Departmental Total Direct Revenue</b>					<b>226,586</b>	<b>227,101</b>	<b>239,193</b>	<b>220,000</b>	<b>220,000</b>
<b>Other Revenue</b>					97,542	122,161	76,674	91,694	87,466
<b>Cost in Tax Dollars</b>					478,593	449,808	499,639	641,919	637,705
<b>Estimated Millage</b>					0.89	0.82	0.89	1.14	1.13
<b>Percentage of General Fund Budget</b>					1.67%	1.63%	1.49%	1.66%	1.56%
<b>Total Full Time Employees</b>					9	9	9	9	9

**Oconee County, South Carolina  
Non-Departmental (709)  
2022-2023 Budget**

Account Number	Description	FY 2019 Actual	FY 2020 Actual	FY 2021 Actual	FY 2022 Budget	FY 2023 Administrator Recommended
10 709 20013 00000	Misc Social Security	-	922	-	-	-
10 709 20014 00000	Retirement Reimb	-	(372,676)	-	-	-
10 709 20015 00000	Workers Compensation	-	-	(169,871)	-	-
10 709 20016 00000	Health Insurance - Overage	429,500	-	1,239,293	-	-
10 709 20029 00000	Retiree Health Stipend	-	179,230	176,521	150,000	150,000
10 709 20032 00000	Pcori Fee	-	2,720	2,846	-	-
10 709 30025 00000	Professional	6,156	-	-	-	-
10 709 30025 00025	Professional Quarterly Shred	-	-	-	7,000	5,000
10 709 30037 00000	Mail Machine	4,594	4,594	4,594	5,000	5,000
10 709 30041 00000	Telecommunications	125,496	142,679	154,224	160,000	150,000
10 709 30066 00000	P & L Insurance	834,958	951,863	1,164,487	1,200,000	1,200,000
10 709 30068 00000	Advertising	4,060	250,208	243,140	225,000	225,000
10 709 30780 00000	Unemployment	7,881	7,957	13,101	10,000	15,000
10 709 40027 00019	Community Safety	-	-	65,549	150,000	100,000
10 709 40031 00000	Non Capital Equipment	2,497	500	1,587	-	-
10 709 40032 00000	Operational	443	14	469	-	-
10 709 40033 00000	Postage	91,032	61,664	51,356	70,000	60,000
10 709 30025 00017	Health Clinic at Pine Street	-	35,577	17,193	45,000	25,000
10 709 50840 00106	Pine Street Security Implementation	-	-	-	133,822	-
10 709 XXXXX 00190	Covid 19	-	134,773	247,862	-	-
10 709 XXXXX 00191	Tornado	-	90,415	77,634	-	-
10 709 XXXXX 00192	Flood Event	-	47,905	109,473	-	-
		<b>1,506,617</b>	<b>1,538,345</b>	<b>3,399,458</b>	<b>2,155,822</b>	<b>1,935,000</b>

Debt Service						
10 709 55100 02015	2015 Lease-Principal Payoff 10/01/2020 \$4,200,000 Last Payment FY 20/21 10/01/2020 \$866,278.65	839,540	870,995	848,088	-	-
10 709 55200 02015	2015 Lease-Interest Payoff 10/01/2020 \$4,200,000	40,426	21,123	19,519	-	-
10 709 55100 02018	Principal Payment - 2018 BB&T Capital Lease Last Payment FY 23/24 06/01/2024 \$365,000	55,306	57,968	59,765	57,968	63,528
10 709 55200 02018	Interest Payment - 2018 BB&T Capital Lease	12,222	-	7,763	9,560	4,000
10 709 55300 02018	Issuance Cost - 2018 Capital Lease Purchase	-	-	-	-	-
10 709 55100 02019	2019 Lease - Principal BB&T Payoff 11/22/2024 2.2M	-	-	422,833	422,833	439,829
10 709 55200 02019	2019 Lease - Interest BB&T	-	9,560	43,780	43,780	26,784
10 709 55300 02019	Issuance Cost - 2019 Capital Lease Purchase	-	23,000.00	-	-	-
10 709 55100 02020	2020 Lease - Principal JCI - TD Equip Finance - Pay off 01/01/2036	-	-	-	157,357	158,572
10 709 55200 02020	2020 Lease - Interest - TD Equip Finance	-	-	-	47,044	49,861
10 709 55300 02020	2020 Lease - Issuance Cost	-	-	-	-	-
	<b>Expenditure Total</b>	<b>947,494</b>	<b>982,646</b>	<b>1,401,748</b>	<b>738,542</b>	<b>742,574</b>
	<b>Department Total</b>	<b>2,454,111</b>	<b>2,520,991</b>	<b>4,801,206</b>	<b>2,894,364</b>	<b>2,677,574</b>

**Oconee County, South Carolina  
Non-Departmental (709)  
2022-2023 Budget**

Direct Revenue					
<b>Departmental Total Direct Revenue</b>	-	-	-	-	-
<b>Other Revenue</b>	298,208	385,406	451,410	278,306	247,782
<b>Cost in Tax Dollars</b>	2,155,903	2,135,585	4,349,796	2,616,058	2,429,792
<b>Estimated Millage</b>	4.01	3.91	7.75	4.66	4.30
<b>Percentage of General Fund Budget</b>	5.11%	5.15%	8.76%	5.05%	4.43%
<b>Total Full Time Employees</b>	-	-	-	-	-

**Oconee County, South Carolina  
Parks, Recreation, and Tourism (202)  
2022-2023 Budget**

Account Number				Description	FY 2019 Actual	FY 2020 Actual	FY 2021 Actual	FY 2022 Budget	FY 2023 Administrator Recommended
10	202	10110	00000	Salary and Wages	156,029	165,634	163,803	303,462	303,462
10	202	10710	00000	Overtime	1,757	634	161	-	-
10	202	20013	00000	Social Security	11,027	11,524	11,454	22,539	23,215
10	202	20014	00000	Retirement	23,047	23,078	25,382	48,790	53,288
10	202	20015	00000	Workers Compensation	7,616	7,591	8,899	5,862	7,037
10	202	20016	00000	Health Insurance	29,993	32,577	45,695	45,695	45,695
10	202	20027	00000	Dental	2,626	478	2,750	2,750	2,750
10	202	20028	00000	Vision	427	53	500	500	500
<b>Salary and Wage Totals</b>					<b>232,522</b>	<b>241,569</b>	<b>258,644</b>	<b>429,598</b>	<b>435,947</b>
10	202	30059	00000	Copier Click Charges	1,642	1,406	787	1,500	1,500
10	202	30068	00000	Advertising	3,198	159	-	-	-
10	202	30080	00000	Dues: Organizations	1,000	1,096	1,255	1,175	1,175
10	202	30084	00000	Staff Development	6,676	6,901	3,723	7,000	7,000
10	202	30090	00000	Commission Honoraria	700	700	700	700	700
10	202	30901	00000	Recreation - District 1	10,000	30,000	30,000	30,000	30,000
10	202	30902	00000	Recreation - District 2	10,000	30,000	30,000	30,000	30,000
10	202	30903	00000	Recreation - District 3	10,000	30,000	30,000	30,000	30,000
10	202	30904	00000	Recreation - District 4	10,000	30,000	30,000	30,000	30,000
10	202	30905	00000	Recreation - District 5	22,500	30,000	30,000	30,000	30,000
10	202	34043	62051	Electricity - Fairplay Rec Area	949	1,096	968	1,400	1,400
10	202	34043	62052	Electricity - Lawrence Br. Rec Area	508	662	604	1,000	1,000
10	202	34043	62053	Electricity - Mullins Ford Landing	1,330	1,443	1,374	1,500	1,500
10	202	34043	62058	Electricity-Friendship Rec Area	-	-	272	1,400	1,400
10	202	34044	62051	Water/Sewer - Fairplay Rec Area	539	740	615	600	600
10	202	34044	62052	Water/Sewer-Lawrence Bridge Rec	359	321	339	600	600
10	202	34044	62058	Water/Sewer-Friendship Rec Area	-	-	184	600	600
10	202	40027	00000	Safety Equipment	2,696	3,420	2,533	3,050	3,050
10	202	40031	00000	Small Equipment	925	477	1,000	1,000	1,000
10	202	40032	00000	Operational	3,895	1,127	2,263	4,000	3,500
10	202	40034	00000	Food	197	198	61	200	200
10	202	40065	00000	Uniforms/Clothing	335	254	242	400	400
10	202	40102	00000	Magazines/Newspapers	130	-	-	-	-
10	202	60735	00000	General Gravel Use	295	2,269	224	4,000	4,000
10	202	80202	00000	Vehicle Maintenance	13,821	20,728	17,189	13,000	13,000
10	202	81202	00000	Gasoline	17,104	14,283	15,660	20,000	20,000
10	202	82202	00000	Diesel	712	841	393	1,100	1,100
10	202	95100	20221	Visit Oconee	85,000	85,000	85,000	85,000	75,000
10	202	95100	20223	Foothills YMCA	2,500	2,500	2,500	2,500	2,500
10	202	95100	20228	Oconee Heritage Center Museum	30,000	35,000	35,000	35,000	5,000
10	202	95100	20234	Arts and Historical Commission	7,500	4,143	6,000	7,500	7,500
10	202	99999	00000	Miscellaneous Grant Match	5,316	-	-	5,000	-
<b>Expenditure Total</b>					<b>249,827</b>	<b>334,764</b>	<b>328,886</b>	<b>349,225</b>	<b>303,725</b>
<b>Department Total</b>					<b>482,349</b>	<b>576,333</b>	<b>587,530</b>	<b>778,823</b>	<b>739,672</b>

**Oconee County, South Carolina  
Parks, Recreation, and Tourism (202)  
2022-2023 Budget**

Account Number	Description	FY 2019 Actual	FY 2020 Actual	FY 2021 Actual	FY 2022 Budget	FY 2023 Administrator Recommended
<b>Direct Revenue</b>						
<b>Departmental Total Direct Revenue</b>						
	<b>Other Revenue</b>	58,612	88,109	55,240	74,887	68,449
	<b>Cost in Tax Dollars</b>	423,737	488,224	532,290	703,936	671,223
	<b>Estimated Millage</b>	0.79	0.89	0.95	1.25	1.19
	<b>Percentage of General Fund Budget</b>	1.01%	1.18%	1.07%	1.36%	1.22%
	<b>Total Full Time Employees</b>	5	5	5	5	5



**Oconee County, South Carolina  
Planning Department (712)  
2022-2023 Budget**

Account Number				Description	FY 2019 Actual	FY 2020 Actual	FY 2021 Actual	FY 2022 Budget	FY 2023 Administrator Recommended
10	702	10110	00000	Salary and Wages	70,211	161,895	144,675	197,456	202,628
10	702	10710	00000	Overtime	37	306	54	-	-
10	702	20013	00000	Social Security	4,802	11,712	10,693	14,665	15,501
10	702	20014	00000	Retirement	9,486	23,642	22,698	31,746	35,851
10	702	20015	00000	Workers Compensation	1,574	3,886	3,192	5,052	6,221
10	702	20016	00000	Health Insurance	13,651	32,477	36,556	36,556	36,556
10	702	20027	00000	Dental	685	933	2,200	2,200	2,200
10	702	20028	00000	Vision	112	83	400	400	400
<b>Salary and Wage Totals</b>					<b>100,558</b>	<b>234,934</b>	<b>220,468</b>	<b>288,075</b>	<b>299,357</b>
10	712	30025	00000	Professional	600	37,087	1,775	75,000	100,000
10	712	30056	00000	Data Processing	-	1,625	-	5,000	3,000
10	712	30059	00000	Copies	-	2,318	959	1,200	1,200
10	712	30080	00000	Dues: Organizations	-	838	366	1,700	1,000
10	712	30084	00000	Staff Development	-	912	99	2,200	5,000
10	712	30090	00000	Commission Honoraria	-	4,600	3,425	6,000	5,000
10	712	40027	00000	Safety Equipment	-	105	222	3,500	1,000
10	712	40031	00000	Non-Cap Equipment	-	650	318	500	1,500
10	712	40032	00000	Operational	-	2,069	868	3,500	3,500
10	712	40034	00000	Food	-	-	37	1,000	250
10	712	40045	00000	IT Replacement Equipment/Software	-	896	-	3,000	2,000
10	712	40065	00000	Clothing/Uniforms	-	-	528	-	500
10	712	80702	00000	Vehicle Maintenance	-	93	405	2,000	2,000
10	712	81702	00000	Gasoline	-	578	604	2,000	4,000
<b>Expenditure Total</b>					<b>600</b>	<b>51,771</b>	<b>9,606</b>	<b>106,600</b>	<b>129,950</b>
<b>Department Total</b>					<b>101,158</b>	<b>286,705</b>	<b>230,074</b>	<b>394,675</b>	<b>429,307</b>
<b>Direct Revenue</b>									
10	80	805	13724	Land Use Appeals - Planning	900	800	2,850	2,500	2,500
10	80	805	13753	Zoning Permit Fees	21,069	21,775	25,035	20,000	25,000
<b>Departmental Total Direct Revenue</b>					<b>21,969</b>	<b>22,575</b>	<b>27,885</b>	<b>22,500</b>	<b>27,500</b>
<b>Other Revenue</b>					12,292	43,831	21,632	37,950	39,728
<b>Cost in Tax Dollars</b>					66,897	220,299	180,557	334,225	362,079
<b>Estimated Millage</b>					0.12	0.40	0.32	0.60	0.64
<b>Percentage of General Fund Budget</b>					0.21%	0.59%	0.42%	0.69%	0.71%
<b>Total Full Time Employees</b>					-	4	4	4	4

**Oconee County, South Carolina  
Probate Court (502)  
2022-2023 Budget**

Account Number	Description	FY 2019 Actual	FY 2020 Actual	FY 2021 Actual	FY 2022 Budget	FY 2023 Administrator Recommended
10 502 10110 00000	Salary and Wages	217,153	227,148	225,827	235,766	219,776
10 502 10710 00000	Overtime	919	1,105	-	500	-
10 502 20013 00000	Social Security	15,751	16,428	16,204	17,549	16,851
10 502 20014 00000	Retirement	31,807	33,984	36,830	37,988	38,681
10 502 20015 00000	Workers Compensation	2,379	2,493	2,799	2,342	2,759
10 502 20016 00000	Health Insurance	45,692	47,861	45,695	45,695	45,695
10 502 20027 00000	Dental	2,467	1,003	2,750	2,750	2,750
10 502 20028 00000	Vision	402	48	500	500	500
<b>Salary and Wage Totals</b>		<b>316,570</b>	<b>330,070</b>	<b>330,605</b>	<b>343,090</b>	<b>327,012</b>
10 502 30024 00000	Equipment Maintenance	2,400	2,400	2,400	2,400	2,400
10 502 30025 00000	Professional	6,855	-	9,037	15,000	10,000
10 502 30026 00000	Court Expenditures	21,809	1,249	727	5,000	5,000
10 502 30041 00000	Telecommunications	450	450	-	-	400
10 502 30059 00000	Copier Click Charges	2,805	2,758	2,116	3,600	3,600
10 502 30080 00000	Dues: Organizations	410	680	275	450	800
10 502 30084 00000	Staff Development	4,909	2,826	1,638	3,300	3,300
10 502 40031 00000	Small Equipment	391	3,039	1,362	1,400	1,400
10 502 40032 00000	Operational	5,236	8,419	10,820	8,000	8,000
10 502 40034 00000	Food	59	69	505	100	100
10 502 40045 00000	IT Replacement Equipment/Software	-	1,348	-	-	1,500
10 502 80502 00000	Vehicle Maintenance Probate Judge	293	44	349	800	800
10 502 81502 00000	Gasoline Probate Court	660	451	311	800	800
<b>Expenditure Total</b>		<b>46,277</b>	<b>23,733</b>	<b>29,540</b>	<b>40,850</b>	<b>38,100</b>
<b>Department Total</b>		<b>362,847</b>	<b>353,803</b>	<b>360,145</b>	<b>383,940</b>	<b>365,112</b>
<b>Direct Revenue</b>						
10 080 00805 12301	Probate Judge Estates	141,643	143,921	179,141	135,000	150,000
10 080 00805 12302	Probate Judge Advertising	19,630	68,063	151,792	100,000	150,000
10 080 00805 12304	Probate Judge Marriage Licenses	7,652	7,318	10,813	8,500	10,000
10 080 00805 12305	Probate Judge Returns	300	310	350	100	100
10 080 00805 12306	Miscellaneous - Probate Judge	20,553	17,822	15,420	17,000	15,000
10 080 00805 12307	Probate Judge Marriage Certificates	5,385	5,700	5,283	5,500	5,500
10 080 00805 12308	Probate Judge Marriage Ceremony	5,717	5,060	3,550	4,000	3,500
10 080 00805 22300	Probate Judge Supplement	1,575	1,575	1,575	1,576	1,576
<b>Departmental Total Direct Revenue</b>		<b>202,455</b>	<b>249,769</b>	<b>367,924</b>	<b>271,676</b>	<b>335,676</b>
<b>Other Revenue</b>		44,091	54,089	33,861	36,918	33,787
<b>Cost in Tax Dollars</b>		116,301	49,945	(41,640)	75,346	(4,351)
<b>Estimated Millage</b>		0.22	0.09	-0.07	0.13	-0.01
<b>Percentage of General Fund Budget</b>		0.76%	0.72%	0.66%	0.67%	0.60%
<b>Total Full Time Employees</b>		5	5	5	5	5

**Oconee County, South Carolina  
Procurement (713)  
2022-2023 Budget**

Account Number				Description	FY 2019 Actual	FY 2020 Actual	FY 2021 Actual	FY 2022 Budget	FY 2023 Administrator Recommended
10	713	10110	00000	Salary and Wages	100,997	99,057	104,918	113,220	113,220
10	713	10710	00000	Overtime	52	112	27	-	-
10	713	20013	00000	Social Security	7,397	7,063	7,524	8,184	8,661
10	713	20014	00000	Retirement	14,821	14,450	16,197	17,716	19,881
10	713	20015	00000	Workers Compensation	968	318	372	318	396
10	713	20016	00000	Health Insurance	16,642	18,351	18,278	18,278	18,278
10	713	20027	00000	Dental	727	716	1,100	1,100	1,100
10	713	20028	00000	Vision	118	71	200	200	200
<b>Salary and Wage Totals</b>					<b>141,722</b>	<b>140,138</b>	<b>148,616</b>	<b>159,016</b>	<b>161,736</b>
10	713	30018	00000	Travel	730	439	-	600	500
10	713	30056	00000	Data Processing	535	550	11,075	11,100	12,500
10	713	30059	00000	Copier Click Charges	810	1,378	2,515	1,500	1,800
10	713	30068	00000	Advertising	466	-	-	800	-
10	713	30080	00000	Dues: Organizations	343	1,737	1,737	1,800	1,800
10	713	30084	00000	Staff Development	2,821	1,885	1,083	4,500	4,500
10	713	40031	00000	Small Equipment	2,011	1,311	2,118	1,000	2,000
10	713	40032	00000	Operational	1,109	1,060	1,327	2,500	2,500
10	713	40034	00000	Food	802	-	-	-	-
10	713	40045	00000	IT Replacement Equipment/Software	-	2,521	-	-	2,500
10	713	40065	00000	Clothing/Uniforms			200		400
10	713	40102	00000	Subscription		-	150	150	150
<b>Expenditure Total</b>					<b>9,627</b>	<b>10,881</b>	<b>20,205</b>	<b>23,950</b>	<b>28,650</b>
<b>Department Total</b>					<b>151,349</b>	<b>151,019</b>	<b>168,821</b>	<b>182,966</b>	<b>190,386</b>
<b>Direct Revenue</b>									
<b>Departmental Total Direct Revenue</b>					<b>-</b>	<b>-</b>	<b>-</b>	<b>-</b>	<b>-</b>
<b>Other Revenue</b>					<b>18,391</b>	<b>23,088</b>	<b>15,873</b>	<b>17,593</b>	<b>17,618</b>
<b>Cost in Tax Dollars</b>					<b>132,958</b>	<b>127,931</b>	<b>152,948</b>	<b>165,373</b>	<b>172,768</b>
<b>Estimated Millage</b>					<b>0.25</b>	<b>0.23</b>	<b>0.27</b>	<b>0.29</b>	<b>0.31</b>
<b>Percentage of General Fund Budget</b>					<b>0.32%</b>	<b>0.31%</b>	<b>0.31%</b>	<b>0.32%</b>	<b>0.31%</b>
<b>Total Full Time Employees</b>					<b>2</b>	<b>2</b>	<b>2</b>	<b>2</b>	<b>2</b>

**Oconee County, South Carolina  
Public Defender (510)  
2022-2023 Budget**

Account Number				Description	FY 2019 Actual	FY 2020 Actual	FY 2021 Actual	FY 2022 Budget	FY 2023 Administrator Recommended
10	510	95100	20204	<b>Oconee County Public Defender</b>	200,000	240,000	240,000	250,000	250,000
				<b>Department Total</b>	<b>200,000</b>	<b>240,000</b>	<b>240,000</b>	<b>250,000</b>	<b>250,000</b>
<b>Direct Revenue</b>									
<b>Departmental Total Direct Revenue</b>					-	-	-	-	-
<b>Other Revenue</b>					24,303	36,691	22,565	24,039	23,135
<b>Cost in Tax Dollars</b>					175,697	203,309	217,435	225,961	226,865
<b>Estimated Millage</b>					0.33	0.37	0.39	0.40	0.40
<b>Percentage of General Fund Budget</b>					0.42%	0.49%	0.44%	0.44%	0.41%
<b>Total Full Time Employees</b>					-	-	-	-	-

**Oconee County, South Carolina  
Register of Deeds (735)  
2022-2023 Budget**

Account Number				Description	FY 2019 Actual	FY 2020 Actual	FY 2021 Actual	FY 2022 Budget	FY 2023 Administrator Recommended
010	735	10110	00000	Salary and Wages	154,791	160,420	162,635	173,921	173,874
010	735	10710	00000	Overtime	142	-	-	850	500
010	735	20013	00000	Social Security	10,803	11,081	11,350	12,688	13,366
010	735	20014	00000	Retirement	22,607	23,373	25,193	27,466	30,682
010	735	20015	00000	Workers Compensation	500	514	583	492	612
010	735	20016	00000	Health Insurance	36,151	38,468	36,556	36,556	36,556
010	735	20027	00000	Dental	1,856	382	2,200	2,200	2,200
010	735	20028	00000	Vision	302	30	400	400	400
<b>Salary and Wage Totals</b>					<b>227,152</b>	<b>234,268</b>	<b>238,917</b>	<b>254,573</b>	<b>258,190</b>
010	735	30024	00000	Equipment Maintenance	879	-	3,992	2,300	2,300
010	735	30037	00000	Equipment Rental	-	-	-	-	-
010	735	30056	00000	Data Processing	46,720	49,300	50,192	54,000	56,000
010	735	30059	00000	Copier Click Charges	4,915	2,000	1,720	3,000	3,000
010	735	30080	00000	Dues: Organizations	220	220	235	285	320
010	735	30084	00000	Staff Development	1,234	670	-	1,500	1,000
010	735	40031	00000	Small Equipment	-	-	1,253	4,500	2,000
010	735	40032	00000	Operational	11,883	3,694	5,400	6,000	6,000
010	735	40045	00000	IT Replacement EQ/Software	-	674	-	-	-
<b>Expenditure Total</b>					<b>65,851</b>	<b>56,558</b>	<b>62,792</b>	<b>71,585</b>	<b>70,620</b>
<b>Department Total</b>					<b>293,003</b>	<b>290,826</b>	<b>301,709</b>	<b>326,158</b>	<b>328,810</b>
<b>Direct Revenue</b>									
010	080	00805	14100	Register of Deeds	820,785	1,003,351	1,437,784	1,400,000	1,500,000
010	081	00810	21400	Register of Deeds Supplemental Salary	1,575	1,575	1,575	1,576	1,576
<b>Departmental Total Direct Revenue</b>					<b>822,360</b>	<b>1,004,926</b>	<b>1,439,359</b>	<b>1,401,576</b>	<b>1,501,576</b>
<b>Other Revenue</b>					35,604	44,461	28,367	31,362	30,428
<b>Cost in Tax Dollars</b>					(564,961)	(758,561)	(1,166,017)	(1,106,780)	(1,203,194)
<b>Estimated Millage</b>					-0.60	-0.77	-0.83	-1.50	-1.62
<b>Percentage of General Fund Budget</b>					0.61%	0.59%	0.55%	0.57%	0.54%
<b>Total Full Time Employees</b>					4	4	4	4	4

**Oconee County, South Carolina  
Roads and Bridges (601)  
2022-2023 Budget**

Account Number				Description	FY 2019 Actual	FY 2020 Actual	FY 2021 Actual	FY 2022 Budget	FY 2023 Administrator Recommended
10	601	10110	00000	Salary and Wages	1,347,386	1,334,330	1,311,427	1,538,520	1,541,572
10	601	10710	00000	Overtime	37,741	19,982	26,824	43,000	40,000
10	601	20013	00000	Social Security	101,366	98,228	97,249	117,480	117,395
10	601	20014	00000	Retirement	203,486	201,008	207,305	254,310	269,471
10	601	20015	00000	Workers Compensation	114,595	113,574	124,125	109,875	132,015
10	601	20016	00000	Health Insurance	327,988	332,665	329,004	338,143	329,004
10	601	20027	00000	Dental	16,918	6,954	19,800	20,350	19,800
10	601	20028	00000	Vision	2,756	306	3,600	3,700	3,600
<b>Salary and Wage Totals</b>					<b>2,152,236</b>	<b>2,107,047</b>	<b>2,119,334</b>	<b>2,425,378</b>	<b>2,452,857</b>
10	601	30024	00000	Equipment Maintenance	3,471	3,665	2,970	4,000	4,000
10	601	30025	00000	Professional	7,500	5,313	210	7,500	7,500
10	601	30037	00000	Equipment Rental (Crusher & Screen)	18,084	-	1,061	20,000	10,000
10	601	30056	00000	Data Processing	1,085	1,107	1,119	2,000	1,500
10	601	30059	00000	Copier Click Charges	1,573	1,940	1,483	3,600	2,500
10	601	30080	00000	Dues: Organizations	848	-	886	1,240	1,240
10	601	30084	00000	Staff Development	6,168	2,661	574	6,250	5,000
10	601	30091	00000	Special Departmental Supplies	1,000	-	699	1,200	1,200
10	601	33022	00000	Building/Grounds Maintenance	1,322	2,885	13,797	3,000	3,000
10	601	34042	00000	Gas and Fuel Oil	2,701	2,215	2,710	3,900	3,500
10	601	34043	00000	Electricity	13,514	12,596	12,503	14,000	14,000
10	601	34044	00000	Water/Sewer/Garbage	2,183	2,754	3,065	2,900	3,200
10	601	40027	00000	Safety Equipment	10,552	10,499	11,454	13,000	13,000
10	601	40031	00000	Small Equipment	6,847	38,403	22,022	18,000	18,000
10	601	40032	00000	Operational	(1,044)	(525)	1,372	2,500	2,500
10	601	40034	00000	Food	1,300	1,349	1,828	1,500	3,000
10	601	40045	00000	IT Replacement Equipment/Software	1,738	2,126	-	-	-
10	601	40065	00000	Uniforms/Clothing	13,916	11,022	12,318	14,000	16,000
10	601	60735	00000	General Gravel Use	-	-	11,763	-	-
10	601	80601	00000	Vehicle Maintenance	275,208	209,550	299,156	300,000	300,000
10	601	81601	00000	Gasoline	31,320	28,842	33,260	30,000	40,000
10	601	82601	00000	Diesel	131,746	100,361	102,189	125,000	125,000
<b>Expenditure Total</b>					<b>531,032</b>	<b>436,763</b>	<b>536,439</b>	<b>573,590</b>	<b>574,140</b>
<b>Department Total</b>					<b>2,683,268</b>	<b>2,543,810</b>	<b>2,655,773</b>	<b>2,998,968</b>	<b>3,026,997</b>

**Oconee County, South Carolina  
Roads and Bridges (601)  
2022-2023 Budget**

Account Number	Description	FY 2019 Actual	FY 2020 Actual	FY 2021 Actual	FY 2022 Budget	FY 2023 Administrator Recommended
<b>Direct Revenue</b>						
10 80 805 10600	Road Inspection Fee	648	-	-	-	-
10 80 805 10601	Encroachment Fees - Roads and Bridges	12,896	18,445	31,959	20,000	30,000
10 80 805 60003	Storm Water Assistance Fund	4,701	10,743	5,715	5,000	6,000
10 80 805 60105	Sign Fees - Roads and Bridges	4,083	2,672	5,044	8,500	5,000
<b>Departmental Total Direct Revenue</b>		<b>22,328</b>	<b>31,860</b>	<b>42,718</b>	<b>33,500</b>	<b>41,000</b>
<b>Other Revenue</b>		326,054	388,894	249,696	288,364	280,118
<b>Cost in Tax Dollars</b>		2,334,886	2,123,056	2,363,359	2,677,104	2,705,879
<b>Estimated Millage</b>		4.34	3.89	4.21	4.77	4.78
<b>Percentage of General Fund Budget</b>		5.59%	5.20%	4.85%	5.23%	5.00%
<b>Total Full Time Employees</b>		36	36	36	37	37

**Oconee County, South Carolina  
Sheriff (101)  
2022-2023 Budget**

Account Number				Description	FY 2019 Actual	FY 2020 Actual	FY 2021 Actual	FY 2022 Budget	FY 2023 Administrator Recommended
10	101	10110	00000	Salary and Wages	4,874,444	5,221,812	5,157,537	5,696,157	5,669,140
10	101	10710	00000	Overtime	357,337	379,729	357,662	310,000	310,000
10	101	20013	00000	Social Security	376,115	407,985	402,384	446,283	460,082
10	101	20014	00000	Retirement	889,172	960,703	993,066	1,106,212	1,195,839
10	101	20015	00000	Workers Compensation	178,545	193,160	210,503	185,103	220,089
10	101	20016	00000	Health Insurance	939,340	1,051,948	997,391	1,050,985	1,114,958
10	101	20027	00000	Dental	48,234	45,507	59,950	63,250	67,100
10	101	20028	00000	Vision	7,770	1,195	10,900	11,500	12,200
10	101	10110	00000	Extra Duty Pay	71,732	48,998	63,992	-	-
<b>Salary and Wage Totals</b>					<b>7,742,689</b>	<b>8,311,037</b>	<b>8,253,385</b>	<b>8,869,490</b>	<b>9,049,408</b>
10	101	30024	00000	Equipment Maintenance	5,725	6,878	5,508	9,500	9,500
10	101	30025	00000	Professional	159,620	90,643	87,354	110,000	125,000
10	101	30025	00260	Professional Sheriff Dept	-	4,053	-	-	-
10	101	30056	00000	Data Processing	57,236	31,301	86,734	83,000	125,000
10	101	30059	00000	Copier Click Charges	9,283	9,200	8,367	10,000	10,000
10	101	30062	00000	Medical	3,005	3,898	3,097	6,500	6,500
10	101	30080	00000	Dues: Organizations	3,110	6,180	6,285	6,000	6,500
10	101	30084	00000	Staff Development	28,582	24,332	38,213	37,000	42,000
10	101	33022	00260	Maint. Bldg/Grds-Sheriffs Dept Fire	-	3,502	521	-	-
10	101	34043	00000	Electricity	3,116	3,449	3,806	3,000	3,000
10	101	34044	00000	Water/Sewer/Garbage	392	764	418	500	500
10	101	40031	00000	Small Equipment	60,439	37,501	53,114	43,000	43,000
10	101	40031	00260	Non-Cap Equipment	-	30,284	44,306	-	-
10	101	40032	00000	Operational	38,378	41,334	36,888	38,000	45,000
10	101	40033	00000	Postage	193	113	2,291	600	600
10	101	40034	00000	Food	3,902	2,577	1,856	3,500	3,500
10	101	40045	00000	IT Replacement Equipment/Software	18,988	41,315	31,658	29,000	29,000
10	101	40045	00260	IT Equipment/Software Sheriff	-	6,312	-	-	-
10	101	40065	00000	Uniforms/Clothing	86,711	90,205	80,607	140,000	110,000
10	101	40065	00004	Clothing for Plain Clothes Officers	26,196	24,358	26,949	27,900	27,900
10	101	40353	00000	Firing Range	77,954	64,317	57,360	65,000	75,000
10	101	40354	00000	Sub-Station	4,001	869	3,215	4,000	3,500
10	101	60402	00000	DSS Child Support (Federal)	4,022	4,895	3,902	4,500	4,500
10	101	60444	00000	Helicopter Maintenance	13,356	7,889	7,673	8,500	8,500
10	101	60735	00000	General Gravel Use	937	153	-	1,000	-
10	101	80101	00000	Vehicle Maintenance	194,332	169,224	217,268	130,000	145,000
10	101	81101	00000	Gasoline	280,688	272,669	269,987	300,000	320,000
10	101	82101	00000	Diesel	339	409	228	750	750
10	101	99999	00000	Miscellaneous Grant Match	660	-	-	11,000	10,000
<b>Expenditure Totals</b>					<b>1,081,165</b>	<b>978,624</b>	<b>1,077,605</b>	<b>1,072,250</b>	<b>1,154,250</b>
<b>Department Total</b>					<b>8,823,854</b>	<b>9,289,661</b>	<b>9,330,990</b>	<b>9,941,740</b>	<b>10,203,658</b>



**Oconee County, South Carolina  
Sheriff (101)  
2022-2023 Budget**

Direct Revenue									
10	80	805	900	Sheriff-Voluntary Extra Duty Pay	125,106	115,588	80,122	100,000	80,000
10	80	805	10400	Sheriff Civil Fees	5,560	7,900	7,495	5,000	6,000
10	80	805	10401	Miscellaneous - Sheriff	40,262	44,453	43,263	40,000	43,000
10	80	805	16024	Litter Fine In Lieu of Pickup	-	840	720	-	-
10	80	810	20400	Sheriff Supplement	1,575	1,575	1,575	1,576	1,576
10	80	810	60460	Resource Officer Reimbursement	541,374	609,098	662,901	595,926	600,354
10	80	830	25600	Sheriff Title IVD Service of Process	7,854	5,379	4,472	9,500	9,500
<b>Departmental Total Direct Revenue</b>					<b>721,731</b>	<b>784,833</b>	<b>800,548</b>	<b>752,002</b>	<b>740,430</b>
<b>Other Revenue</b>					1,072,220	1,420,191	877,301	955,943	944,244
<b>Cost in Tax Dollars</b>					7,029,903	7,084,637	7,653,141	8,233,795	8,518,984
<b>Estimated Millage</b>					13.08	12.98	13.63	14.67	15.06
<b>Percentage of General Fund Budget</b>					18.39%	18.98%	17.03%	17.34%	16.86%
<b>Total Full Time Employees General Fund Only</b>					109	112	112	114	114

**Oconee County, South Carolina  
Soil and Water Conservation District (716)  
2022-2023 Budget**

Account Number				Description	FY 2019 Actual	FY 2020 Actual	FY 2021 Actual	FY 2022 Budget	FY 2023 Administrator Recommended
10	716	10110	00000	Salary and Wages	29,412	25,557	32,002	33,787	29,206
10	716	10710	00000	Overtime	286	217	713	-	-
10	716	20013	00000	Social Security	2,022	2,172	2,239	2,509	2,234
10	716	20014	00000	Retirement	4,319	4,658	5,059	5,432	4,837
10	716	20015	00000	Workers Compensation	848	761	933	97	102
10	716	20016	00000	Health Insurance	7,971	8,620	9,139	9,139	9,139
10	716	20027	00000	Dental	525	96	550	550	550
10	716	20028	00000	Vision	86	7	100	100	100
<b>Salary and Wage Totals</b>					<b>45,469</b>	<b>42,088</b>	<b>50,735</b>	<b>51,614</b>	<b>46,168</b>
10	716	30066	00000	Insurance	1,585	1,980	2,375	2,375	2,375
10	716	33022	00000	Building/Grounds Maintenance	8,200	6,208	10,240	10,500	11,000
10	716	34042	00000	Gas and Fuel Oil - USDA Building	1,621	1,403	1,306	1,700	1,500
10	716	34043	00000	Electricity - USDA Building	4,496	4,131	3,940	5,800	5,000
10	716	34044	00000	Water/Sewer/Garbage	722	971	811	800	900
10	716	95100	20200	Coop. Extension Service	10,938	11,538	11,538	12,238	12,838
<b>Expenditure Total</b>					<b>27,562</b>	<b>26,231</b>	<b>30,210</b>	<b>33,413</b>	<b>33,613</b>
<b>Department Total</b>					<b>73,031</b>	<b>68,319</b>	<b>80,945</b>	<b>85,027</b>	<b>79,781</b>
<b>Direct Revenue</b>									
10	80	805	20800	Soil and Water	6,139	-	6,139	6,139	6,139
<b>Departmental Total Direct Revenue</b>					<b>6,139</b>	<b>-</b>	<b>6,139</b>	<b>6,139</b>	<b>6,139</b>
<b>Other Revenue</b>					8,874	10,444	7,610	8,176	7,383
<b>Cost in Tax Dollars</b>					58,018	57,874	67,196	70,712	66,259
<b>Estimated Millage</b>					0.11	0.11	0.12	0.13	0.12
<b>Percentage of General Fund Budget</b>					0.15%	0.14%	0.15%	0.15%	0.13%
<b>Total Full Time Employees</b>					1	1	1	1	1

**Oconee County, South Carolina  
Solicitor (504)  
2022-2023 Budget**

Account Number				Description	FY 2019 Actual	FY 2020 Actual	FY 2021 Actual	FY 2022 Budget	FY 2023 Administrator Recommended
10	504	10110	00000	<b>Salary and Wages</b>	504,272	544,193	553,704	698,469	661,048
10	504	20013	00000	<b>Social Security</b>	35,789	38,810	38,699	51,877	-
10	504	20014	00000	<b>Retirement</b>	74,900	79,643	85,180	108,058	50,570
10	504	20015	00000	<b>Workers Compensation</b>	4,047	4,201	5,061	5,213	118,627
10	504	20016	00000	<b>Health Insurance</b>	83,593	82,709	109,668	109,668	5,990
10	504	20027	00000	<b>Dental</b>	5,636	2,520	6,600	6,600	109,668
10	504	20028	00000	<b>Vision</b>	918	135	1,200	1,200	6,600
<b>Salary and Wage Totals</b>					<b>709,155</b>	<b>752,211</b>	<b>800,112</b>	<b>981,085</b>	<b>952,503</b>
10	504	80504	00000	<b>Vehicle Maintenance</b>	15	14	487	500	500
10	504	81504	00000	<b>Gasoline</b>	929	1,341	1,401	1,000	1000
<b>Expenditure Total</b>					<b>944</b>	<b>1,355</b>	<b>1,888</b>	<b>1,500</b>	<b>1,500</b>
<b>Department Total</b>					<b>710,099</b>	<b>753,566</b>	<b>802,000</b>	<b>982,585</b>	<b>954,003</b>
<b>Direct Revenue</b>									
10	80	805	10504	<b>Worthless Checks</b>	2,385	3,444	3,116	6,000	3,000
10	80	805	16006	<b>Solicitor's Traffic Education</b>	140	-	38	-	-
<b>Departmental Total Direct Revenue</b>					<b>2,525</b>	<b>3,444</b>	<b>3,154</b>	<b>6,000</b>	<b>3,000</b>
<b>Other Revenue</b>					86,287	115,204	75,404	94,480	88,283
<b>Cost in Tax Dollars</b>					621,287	634,918	723,442	882,105	862,720
<b>Estimated Millage</b>					1.16	1.16	1.29	1.57	1.53
<b>Percentage of General Fund Budget</b>					1.48%	1.54%	1.46%	1.71%	1.58%
<b>Total Full Time Employees</b>					12	12	12	12	12

**Oconee County, South Carolina  
Solid Waste (718)  
2022-2023 Budget**

Account Number				Description	FY 2019 Actual	FY 2020 Actual	FY 2021 Actual	FY 2022 Budget	FY 2023 Administrator Recommended
10	718	10110	00000	Salary and Wages	1,030,164	1,028,987	1,067,934	1,257,452	1,258,676
10	718	10710	00000	Overtime	15,731	36,564	45,912	30,000	30,000
10	718	20013	00000	Social Security	74,523	75,721	79,566	90,680	98,584
10	718	20014	00000	Retirement	152,609	154,625	172,169	196,296	226,291
10	718	20015	00000	Workers Compensation	72,543	72,178	84,643	55,152	86,587
10	718	20016	00000	Health Insurance	319,836	329,426	329,004	329,004	329,004
10	718	20027	00000	Dental	16,067	8,328	19,800	19,800	19,800
10	718	20028	00000	Vision	2,617	529	3,600	3,600	3,600
<b>Salary and Wage Totals</b>					<b>1,684,090</b>	<b>1,706,358</b>	<b>1,802,628</b>	<b>1,981,984</b>	<b>2,052,542</b>
10	718	30024	00000	Equipment Maintenance	38,576	74,284	38,302	45,000	75,000
10	718	30025	00000	Professional	469,476	322,578	259,785	350,000	451,000
10	718	30037	00000	Equipment Rental	2,223	17,026	109,408	2,200	10,000
10	718	30059	00000	Copier Click Charges	1,542	1,146	1,482	1,500	1,500
10	718	30068	00000	Advertising	9,762	-	-	-	-
10	718	30080	00000	Dues: Organizations	223	223	233	430	400
10	718	30084	00000	Staff Development	3,008	61	66	3,300	3,000
10	718	30091	00000	Special Departmental Supplies	-	-	-	3,500	1,500
10	718	33022	00000	Building/Grounds Maintenance	17,144	22,130	20,847	20,000	30,000
10	718	34043	00000	Electricity	57,675	56,054	46,437	58,000	55,000
10	718	34044	00000	Water/Sewer/Garbage	7,670	9,029	7,992	8,500	9,000
10	718	40027	00000	Safety Equipment	6,528	6,243	7,451	9,000	13,500
10	718	40031	00000	Small Equipment	1,510	4,029	9,900	14,000	15,000
10	718	40032	00000	Operational	8,053	9,999	14,498	12,000	15,000
10	718	40033	00000	Postage	-	67	258	-	200
10	718	40034	00000	Food	214	294	408	500	500
10	718	40045	00000	IT Replacement Equipment/Software	-	1,348	286	-	-
10	718	40065	00000	Uniforms/Clothing	8,010	6,591	9,921	12,000	11,500
10	718	60005	00000	Testing Wells	59,808	62,523	59,254	80,000	145,000
10	718	60007	00000	Tipping Fees/MSW Disposal	1,440,200	1,672,703	1,939,094	1,750,000	2,000,000
10	718	60008	00000	Impact Fees for Tires	75,619	74,420	57,093	90,000	90,000
10	718	60055	00000	Credit Application Fee	766	755	1,216	-	-
10	718	60735	00000	General Gravel Use	4,884	6,895	11,121	10,000	10,000
10	718	80718	00000	Vehicle Maintenance	173,777	208,157	256,584	170,000	200,000
10	718	81718	00000	Gasoline	6,314	5,862	6,552	6,000	7,500
10	718	82718	00000	Diesel	119,606	104,309	99,079	100,000	150,000
<b>Expenditure Total</b>					<b>2,512,588</b>	<b>2,666,726</b>	<b>2,957,267</b>	<b>2,745,930</b>	<b>3,294,600</b>
<b>Department Total</b>					<b>4,196,678</b>	<b>4,373,084</b>	<b>4,759,895</b>	<b>4,727,914</b>	<b>5,347,142</b>
<b>Direct Revenue</b>									
10	80	805	14904	Solid Waste Impact Fee for Tires	5,932	5,712	13,120	6,000	13,000
10	80	49807	14900	Solid Waste Tipping Fees	1,382,905	1,825,524	2,192,086	1,950,000	2,100,000
10	80	49807	14902	Solid Waste - Recyclables	171,667	213,058	211,554	200,000	250,000
10	80	49807	14910	Solid Waste - Mulch Sales	28,091	8,874	-	10,000	-
10	81	810	14904	Impact Fee For Tires	48,033	47,529	43,627	35,000	40,000
<b>Departmental Total Direct Revenue</b>					<b>1,636,628</b>	<b>2,100,697</b>	<b>2,460,387</b>	<b>2,201,000</b>	<b>2,403,000</b>
<b>Other Revenue</b>					509,954	668,551	447,526	454,610	494,823
<b>Cost in Tax Dollars</b>					2,050,095	1,603,835	1,851,982	2,072,304	2,449,319
<b>Estimated Millage</b>					3.81	2.94	3.30	3.69	4.33
<b>Percentage of General Fund Budget</b>					8.75%	8.94%	8.69%	8.25%	8.84%
<b>Total Full Time Employees</b>					35	35	36	36	36

**Oconee County, South Carolina  
South Cove Park (204)  
2022-2023 Budget**

Account Number				Description	FY 2019 Actual	FY 2020 Actual	FY 2021 Actual	FY 2022 Budget	FY 2023 Administrator Recommended
10	204	10110	00000	Salary and Wages	152,430	170,299	178,782	231,351	242,356
10	204	10710	00000	Overtime	5,994	6,020	7,926	7,000	7,000
10	204	20013	00000	Social Security	11,747	12,860	13,678	16,914	17,770
10	204	20014	00000	Retirement	23,222	25,545	28,807	36,270	35,817
10	204	20015	00000	Workers Compensation	6,800	6,568	7,523	7,605	9,500
10	204	20016	00000	Health Insurance	42,757	48,081	45,695	54,834	54,834
10	204	20027	00000	Dental	1,554	2,576	2,750	3,300	3,300
10	204	20028	00000	Vision	253	305	500	600	600
<b>Salary and Wage Totals</b>					<b>244,757</b>	<b>272,254</b>	<b>285,661</b>	<b>357,874</b>	<b>371,177</b>
10	204	30024	00000	Equipment Maintenance	917	1,381	1,091	1,000	1,000
10	204	30025	00000	Professional	58,013	39,977	45,257	45,447	45,447
10	204	30037	00000	Equipment Rental	1,732	535	787	1,000	1,000
10	204	30041	00000	Telecommunications	200	-	-	600	-
10	204	30080	00000	Dues Organizations	-	125	62		
10	204	30084	00000	Staff Development	2,623	469	1,010	2,000	2,000
10	204	33022	00000	Building/Grounds Maintenance	38,055	34,723	38,078	36,000	-
10	204	34042	00000	Gas and Fuel Oil	1,132	1,656	332	1,750	1,750
10	204	34043	00000	Electricity	61,375	58,387	69,134	63,000	63,000
10	204	34044	00000	Water/Sewer/Garbage	3,519	3,329	5,308	4,100	5,000
10	204	40031	00000	Small Equipment	8,949	4,068	5,693	3,150	4,500
10	204	40032	00000	Operational	22,941	20,814	21,215	23,000	30,000
10	204	40034	00000	Food	309	1,348	117	250	250
10	204	40045	00000	IT Replacement Eq	-	1,348	-	-	-
10	204	40065	00000	Uniforms/Clothing	4,012	3,577	3,278	3,500	3,500
10	204	40832	00000	Concessions	30,597	27,112	41,786	35,000	55,000
<b>Expenditure Total</b>					<b>234,374</b>	<b>198,849</b>	<b>233,148</b>	<b>219,797</b>	<b>212,447</b>
<b>Department Total</b>					<b>479,131</b>	<b>471,103</b>	<b>518,809</b>	<b>577,671</b>	<b>583,624</b>
<b>Direct Revenue</b>									
10	80	805	00204	South Cove Park	344,267	305,344	458,375	350,000	460,000
<b>Departmental Total Direct Revenue</b>					<b>344,267</b>	<b>305,344</b>	<b>458,375</b>	<b>350,000</b>	<b>460,000</b>
<b>Other Revenue</b>					58,221	72,022	48,778	55,546	54,008
<b>Cost in Tax Dollars</b>					76,643	93,737	11,656	172,125	69,616
<b>Estimated Millage</b>					0.14	0.17	0.02	0.31	0.12
<b>Percentage of General Fund Budget</b>					1.00%	0.96%	0.95%	1.01%	0.96%
<b>Total Full Time Employees</b>					5	5	5	6	6

**Oconee County, South Carolina  
Treasurer (306)  
2022-2023 Budget**

Account Number				Description	FY 2019 Actual	FY 2020 Actual	FY 2021 Actual	FY 2022 Budget	FY 2023 Administrator Recommended
10	306	10110	00000	Salary and Wages	234,449	254,722	285,707	310,557	315,238
10	306	10710	00000	Overtime	439	12	453	-	500
10	306	20013	00000	Social Security	16,953	18,301	20,526	23,066	24,192
10	306	20014	00000	Retirement	34,225	37,201	44,078	44,351	55,531
10	306	20015	00000	Workers Compensation	756	2,706	3,035	3,602	4,152
10	306	20016	00000	Health Insurance	45,108	51,316	59,404	54,834	63,973
10	306	20027	00000	Dental	2,161	1,624	3,550	3,300	3,850
10	306	20028	00000	Vision	352	127	650	600	700
<b>Salary and Wage Totals</b>					<b>334,443</b>	<b>366,009</b>	<b>417,403</b>	<b>440,310</b>	<b>468,136</b>
10	306	30018	00000	Travel	808	358	272	800	800
10	306	30024	00000	Equipment Maintenance - Decal Printers	-	-	2,145	2,700	2,700
10	306	30025	00000	Professional	43,156	51,997	40,733	54,000	54,000
10	306	30041	00000	Telecommunications	1,440	720	-	-	-
10	306	30056	00000	Data Processing	25,767	42,032	29,184	41,800	42,400
10	306	30059	00000	Copier Click Charges	480	541	686	1,290	1,290
10	306	30068	00000	Advertising	212	-	-	260	260
10	306	30080	00000	Dues: Organizations	150	150	150	225	225
10	306	30084	00000	Staff Development	3,572	3,323	299	5,000	5,000
10	306	40031	00000	Small Equipment	170	7,290	2,106	1,300	1,300
10	306	40032	00000	Operational	9,026	11,507	12,367	16,500	16,500
10	306	40033	00000	Postage	60,342	81,998	80,116	84,000	84,000
10	306	40045	00000	IT Replacement Equipment/Software	3,402	4,575	1,929	3,870	3,870
10	306	80306	00000	Vehicle Maintenance	286	221	341	1,100	1,100
10	306	81306	00000	Gasoline	974	903	936	1,275	1,400
<b>Expenditure Total</b>					<b>149,785</b>	<b>205,615</b>	<b>171,264</b>	<b>214,120</b>	<b>214,845</b>
<b>Department Total</b>					<b>484,228</b>	<b>571,624</b>	<b>588,667</b>	<b>654,430</b>	<b>682,981</b>
<b>Direct Revenue</b>									
10	80	805	00306	PRT Season Pass - Treasurer	1,055	875	850	1,200	500
10	80	805	10310	Vehicle Decal Fees	66,846	69,118	72,790	65,000	72,000
<b>Departmental Total Direct Revenue</b>					<b>67,901</b>	<b>69,993</b>	<b>73,640</b>	<b>66,200</b>	<b>72,500</b>
<b>Other Revenue</b>					58,840	87,389	55,347	62,926	63,203
<b>Cost in Tax Dollars</b>					357,487	414,242	459,680	525,304	547,278
<b>Estimated Millage</b>					0.66	0.76	0.82	0.94	0.97
<b>Percentage of General Fund Budget</b>					1.01%	1.17%	1.07%	1.14%	1.13%
<b>Total Full Time Employees</b>					6	6	6	7	7

**Oconee County, South Carolina  
Vehicle Maintenance (721)  
2022-2023 Budget**

Account Number				Description	FY 2019 Actual	FY 2020 Actual	FY 2021 Actual	FY 2022 Budget	FY 2023 Administrator Recommended
10	721	10110	00000	Salary and Wages	507,375	554,065	552,889	579,816	585,431
10	721	10710	00000	Overtime	4,570	2,516	1,700	5,000	3,000
10	721	20013	00000	Social Security	37,055	40,428	40,206	43,357	45,168
10	721	20014	00000	Retirement	74,494	81,277	85,925	93,856	103,680
10	721	20015	00000	Workers Compensation	23,370	26,876	31,023	23,712	28,794
10	721	20016	00000	Health Insurance	129,772	140,488	127,946	127,946	127,946
10	721	20027	00000	Dental	7,090	2,752	7,700	7,700	7,700
10	721	20028	00000	Vision	1,155	127	1,400	1,400	1,400
<b>Salary and Wage Totals</b>					<b>784,881</b>	<b>848,529</b>	<b>848,789</b>	<b>882,787</b>	<b>903,119</b>
10	721	30024	00000	Equipment Maintenance	1,518	1,903	1,741	4,000	3,750
10	721	30025	00000	Professional	-	100	-	-	-
10	721	30056	00000	Data Processing	6,944	6,249	12,696	9,000	10,500
10	721	30059	00000	Copier Click Charges	1,268	1,197	1,144	1,500	1,500
10	721	30080	00000	Dues: Organizations	100	-	-	150	150
10	721	30084	00000	Staff Development	2,528	2,518	24	2,500	2,500
10	721	33022	00000	Building/Grounds Maintenance	5,343	3,447	2,000	5,500	5,000
10	721	34042	00000	Gas and Fuel Oil	3,399	2,083	3,123	4,000	3,500
10	721	34043	00000	Electricity	11,825	11,204	11,104	13,500	12,500
10	721	34044	00000	Water/Sewer/Garbage	2,443	1,716	1,508	1,700	1,700
10	721	40027	00000	Safety Equipment	2,731	3,862	3,392	4,000	6,000
10	721	40031	00000	Small Equipment	16,357	9,959	13,909	19,000	19,000
10	721	40032	00000	Operational	10,915	7,402	10,087	10,000	11,000
10	721	40033	00000	Postage	14	-	-	250	100
10	721	40034	00000	Food	296	269	929	350	500
10	721	40045	00000	IT Replacement Equipment/Software	-	2,068	-	-	-
10	721	40065	00000	Uniforms/Clothing	3,805	4,835	4,928	5,000	6,000
10	721	80721	00000	Vehicle Maintenance - Vehicle Maintenance	5,791	9,118	7,504	7,000	8,000
10	721	81721	00000	Gasoline - Vehicle Maintenance	10,463	8,137	10,047	10,000	10,500
10	721	82721	00000	Diesel - Vehicle Maintenance	216	86	167	500	1,000
<b>Expenditure Total</b>					<b>85,956</b>	<b>76,153</b>	<b>84,303</b>	<b>97,950</b>	<b>103,200</b>
<b>Department Total</b>					<b>870,837</b>	<b>924,682</b>	<b>933,092</b>	<b>980,737</b>	<b>1,006,319</b>
<b>Direct Revenue</b>									
10	80	805	12032	Vehicle Maintenance Labor	933	847	1,110	1,650	-
<b>Departmental Total Direct Revenue</b>					<b>933</b>	<b>847</b>	<b>1,110</b>	<b>1,650</b>	<b>-</b>
<b>Other Revenue</b>					105,819	141,364	87,729	94,302	93,125
<b>Cost in Tax Dollars</b>					764,085	782,471	844,253	884,785	913,194
<b>Estimated Millage</b>					1.42	1.43	1.50	1.58	1.61
<b>Percentage of General Fund Budget</b>					1.81%	1.89%	1.70%	1.71%	1.66%
<b>Total Full Time Employees</b>					14	14	14	14	14

**Oconee County, South Carolina  
Veterans' Affairs (404)  
2022-2023 Budget**

Account Number				Description	FY 2019 Actual	FY 2020 Actual	FY 2021 Actual	FY 2022 Budget	FY 2023 Administrator Recommended
10	404	10110	00000	Salary and Wages	121,657	128,963	131,206	141,482	133,568
10	404	10710	00000	Overtime	-	-	-	750	500
10	404	20013	00000	Social Security	8,616	9,079	9,523	10,565	10,275
10	404	20014	00000	Retirement	17,697	18,775	20,324	22,759	23,586
10	404	20015	00000	Workers Compensation	2,029	2,122	2,406	2,036	2,417
10	404	20016	00000	Health Insurance	26,277	25,828	27,417	27,417	27,417
10	404	20027	00000	Dental	525	1,337	1,650	1,650	1,650
10	404	20028	00000	Vision	86	149	300	300	300
<b>Salary and Wage Totals</b>					<b>176,887</b>	<b>186,253</b>	<b>192,826</b>	<b>206,959</b>	<b>199,713</b>
10	404	30025	00000	Professional	1,182	1,299	1,458	1,425	1,500
10	404	30056	00000	Data Processing	734	35	36		-
10	404	30059	00000	Copier Click Charges	1,051	1,085	1,230	2,500	1,500
10	404	30080	00000	Dues: Organizations	25	70	25	40	50
10	404	30084	00000	Staff Development	-	-	-	400	-
10	404	40031	00000	Small Equipment	445	570	1,060	1,000	1,500
10	404	40032	00000	Operational	5,069	1,767	2,851	4,700	3,000
10	404	40034	00000	Food	230	339	28	500	3,500
10	404	40065	00000	Clothing/Uniforms		-	-	-	100
<b>Expenditure Total</b>					<b>8,736</b>	<b>5,165</b>	<b>6,688</b>	<b>10,565</b>	<b>11,150</b>
<b>Department Total</b>					<b>185,623</b>	<b>191,418</b>	<b>199,514</b>	<b>217,524</b>	<b>210,863</b>
<b>Direct Revenue</b>									
10	81	810	25900	Veterans' Affairs State Aid	5,371	5,478	5,478	5,478	5,478
<b>Departmental Total Direct Revenue</b>					<b>5,371</b>	<b>5,478</b>	<b>5,478</b>	<b>5,478</b>	<b>5,478</b>
<b>Other Revenue</b>					22,556	29,264	18,758	20,916	19,513
<b>Cost in Tax Dollars</b>					157,696	156,676	175,278	191,130	185,872
<b>Estimated Millage</b>					0.29	0.29	0.31	0.34	0.33
<b>Percentage of General Fund Budget</b>					0.39%	0.39%	0.36%	0.38%	0.35%
<b>Total Full Time Employees</b>					3	3	3	3	3



**Oconee County, South Carolina  
Voter Registration and Elections (715)  
2022-2023 Budget**

Account Number				Description	FY 2019 Actual	FY 2020 Actual	FY 2021 Actual	FY 2022 Budget	FY 2023 Administrator Recommended
10	715	10110	00000	Salary and Wages	124,878	168,114	131,651	139,824	140,655
10	715	10710	00000	Overtime	-	-	-	300	-
10	715	20013	00000	Social Security	8,722	8,555	11,166	10,408	10,783
10	715	20014	00000	Retirement	17,764	16,542	20,763	22,530	24,190
10	715	20015	00000	Workers Compensation	607	527	725	404	464
10	715	20016	00000	Health Insurance	16,933	17,223	18,278	18,278	18,278
10	715	20027	00000	Dental	1,071	577	1,100	1,100	1,100
10	715	20028	00000	Vision	174	48	200	200	200
10	715	10130	97715	Poll Workers	31,977	(21,933)	40,470	-	6,000
<b>Salary and Wage Totals</b>					<b>202,126</b>	<b>189,653</b>	<b>224,353</b>	<b>193,044</b>	<b>201,670</b>
10	715	30018	00000	Travel	1,223	1,166	1,064	1,500	3,500
10	715	30024	00000	Equipment Maintenance	12,405	-	9,225	13,500	24,836
10	715	30025	00000	Professional	16,972	15,123	8,103	7,500	10,000
10	715	30041	00000	Telecommunications	780	480	-	-	-
10	715	30056	00000	Data Processing	13,535	-	15,663	20,000	30,756
10	715	30059	00000	Coper Click Charges	965	1,625	1,003	1,300	1,500
10	715	30068	97715	Advertising SC Elect Reimb	704	2,422	1,539	-	-
10	715	30080	00000	Dues: Organizations	350	250	350	350	350
10	715	30084	00000	Staff Development	5,114	3,619	500	5,000	7,500
10	715	40031	00000	Small Equipment	714	2,545	683	800	1,000
10	715	40032	00000	Operational	6,643	5,859	4,516	6,000	10,000
10	715	40032	97715	Operational - SC Elect Reimb	4,405	9,193	8,448	-	-
10	715	40033	00000	Postage	68	35	-	75	-
10	715	40034	00000	Food	-	243	-	-	-
10	715	40045	00000	IT Replacement Equipment/Software	-	3,080	855	-	2,750
<b>Expenditure Total</b>					<b>63,878</b>	<b>45,640</b>	<b>51,949</b>	<b>56,025</b>	<b>92,192</b>
<b>Department Total</b>					<b>266,004</b>	<b>235,293</b>	<b>276,302</b>	<b>249,069</b>	<b>293,862</b>
<b>Direct Revenue</b>									
10	81	810	21300	Registration Board	6,542	6,501	6,750	6,944	6,750
10	81	825	97715	SC State Election Reimb	32,512	5,854	82,194	20,000	20,000
<b>Departmental Total Direct Revenue</b>					<b>39,054</b>	<b>12,355</b>	<b>88,944</b>	<b>26,944</b>	<b>26,750</b>
<b>Other Revenue</b>					32,323	35,971	25,978	23,949	27,194
<b>Cost in Tax Dollars</b>					194,627	186,967	161,380	198,176	239,918
<b>Estimated Millage</b>					0.36	0.34	0.29	0.35	0.42
<b>Percentage of General Fund Budget</b>					0.55%	0.48%	0.50%	0.43%	0.49%
<b>Total Full Time Employees</b>					2	2	2	2	2

**Oconee County, South Carolina  
Other Financing Uses  
2021-2022 Budget**

Account Number				Description	FY 2019 Actual	FY 2020 Actual	FY 2021 Actuals	FY 2022 Budget	FY 2023 Administrator Recommended
010	095	00171	70012	Transfer To Capital Projects Fund - Westminster Magistrate	119,216	-	-	500,000	-
010	095	00171	70210	Transfer To Sheriff's Victim Services 210 Fund	50,000	-	85,000	137,000	40,000
010	095	00171	70215	Transfer To Solicitor's Victim Services 215 Fund	30,000	-	55,000	110,000	45,000
				Transfer to Capital Equipment - Vehicle Fund	-	275,000	-	-	-
<b>Total Other Financing Uses</b>					<b>199,216</b>	<b>275,000</b>	<b>140,000</b>	<b>747,000</b>	<b>85,000</b>

Direct Revenue					
<b>Departmental Total Direct Revenue</b>					
<b>Other Revenue</b>					
<b>Cost in Tax Dollars</b>					
<b>Estimated Millage</b>					
<b>Percentage of General Fund Budget</b>					
<b>Total Full Time Employees</b>					

**Oconee County, South Carolina**  
**Emergency Services Protection District Special Revenue Fund**  
**2022-2023 Budget**

Account Number				Description	FY 2019 Actual	FY 2020 Actual	FY 2021 Actual	FY 2022 Budget	FY 2023 Administrator Recommended
				Number of Mills	2.9	2.9	2.9	2.9	2.9
<b>Revenues</b>									
020	080	00950	00000	Emergency Services Protection District Millage	1,512,019	1,508,384	1,663,251	1,512,000	1,600,000
<b>Total Revenues</b>					<b>1,512,019</b>	<b>1,508,384</b>	<b>1,663,251</b>	<b>1,512,000</b>	<b>1,600,000</b>
<b>Expenditures</b>									
020	107	30024	00000	Equipment Maintenance	63,704	43,663	52,570	60,000	61,200
020	107	30041	00000	Telecommunication	8,843	14,783	5,000	10,000	12,000
020	107	30062	00000	Medical Physicals	-	-	26,709	15,000	20,000
020	107	33022	00000	Maintenance Bldg Grounds	-	-	167	2,000	2,000
020	107	34042	00000	Gas and Fuel Oil	3,661	3,289	4,202	5,000	5,800
020	107	34043	00000	Electricity	10,642	12,976	11,140	8,000	10,000
020	107	34044	00000	Water/Sewer/Garbage	1,505	1,451	1,487	3,500	4,000
020	107	40031	00000	Small Equipment	-	4,867	9,737	13,500	15,000
020	107	40045	00000	Non-Capital IT Equipment/Software	-	-	379	-	-
020	107	50850	00000	Buildings, Capital Exp	9,205	654	-	40,000	40,000
020	107	50850	00091	Capital Buildings - Whetstone Sub	-	-	16,000	-	-
020	107	50850	00000	Burn Building Inspecting and repair	-	-	-	-	40,000
020	107	80107	00000	Engine Pump Test	-	-	-	-	10,000
020	107	81107	00000	Gasoline	-	24	-	-	-
020	107	82107	00000	Diesel	-	1,036	-	-	-
				Grant to Independent Agencies/Basic Station Exp	1,152,477	1,148,558	1,145,659	1,155,000	1,180,000
020	199	10410	00000	Volunteer Compensation	218,250	194,880	165,905	200,000	200,000
<b>Total Expenditures</b>					<b>1,468,287</b>	<b>1,426,181</b>	<b>1,438,955</b>	<b>1,512,000</b>	<b>1,600,000</b>
<b>Change in Fund Balance</b>					<b>43,732</b>	<b>82,203</b>	<b>224,296</b>	<b>-</b>	<b>-</b>
<b>Beginning Fund Balance</b>					<b>277,093</b>	<b>320,825</b>	<b>403,028</b>	<b>627,324</b>	<b>627,324</b>
<b>Ending Fund Balance</b>					<b>320,825</b>	<b>403,028</b>	<b>627,324</b>	<b>627,324</b>	<b>627,324</b>

<b>Oconee County Emergency Services Protection District</b>			
	<b>District Support</b>	<b>Departmental</b>	<b>Support</b>
<b>Fire Departments</b>			
Oakway Fire Department	45,000	15,000	<b>60,000</b>
Corinth - Shiloh Fire Department	45,000	15,000	<b>60,000</b>
Mountain Rest Fire Department	45,000	15,000	<b>60,000</b>
Fair Play Fire Department	45,000	15,000	<b>60,000</b>
Long Creek Fire Department	45,000	15,000	<b>60,000</b>
Cleveland Fire Department	45,000	15,000	<b>60,000</b>
Keowee Ebenezer Fire Department	45,000	15,000	<b>60,000</b>
Friendship Fire Department	45,000	15,000	<b>60,000</b>
Cross Roads Fire Department	45,000	15,000	<b>60,000</b>
Holly Springs Fire Department	45,000	15,000	<b>60,000</b>
Pickett Post Fire Department	45,000	15,000	<b>60,000</b>
South Union Fire Department	45,000	15,000	<b>60,000</b>
West Union Fire Department	45,000	15,000	<b>60,000</b>
Keowee Key Fire Department	45,000	15,000	<b>60,000</b>
Bountyland Fire Department	-	-	<b>25,000</b>
Haz-Mat	22,400	10,000	<b>32,400</b>
<b>Rescue</b>			
Dive Team	26,300	10,000	<b>36,300</b>
Keowee Rescue Squad	20,000	10,000	<b>30,000</b>
Mountain Rest Rescue Squad	20,000	10,000	<b>30,000</b>
Oakway Rescue Squad	20,000	10,000	<b>30,000</b>
Salem Rescue Squad	20,000	10,000	<b>30,000</b>
Seneca Rescue Squad	20,000	10,000	<b>30,000</b>
Special Rescue Team	26,300	10,000	<b>36,300</b>
Walhalla Rescue Squad	20,000	10,000	<b>30,000</b>
Westminster Rescue Squad	20,000	10,000	<b>30,000</b>
<b>Totals</b>	<b>845,000</b>	<b>310,000</b>	<b>1,180,000</b>

**Oconee County, South Carolina**  
**Sheriffs Victims Services Special Revenue Fund (210)**  
**2022-2023 Budget**

Account Number				Description	FY 2019 Actual	FY 2020 Actual	FY 2021 Actual	FY 2022 Budget	FY 2023 Administrator Recommended
<b>Revenues</b>									
				<b>Assessments</b>				30,000	30,000
210	080	00805	16008	12% Assessment (Magistrate)	26,330	25,585	29,788		
210	080	00805	16009	12% Assessment (Municipal)	857	617	2,072		
210	080	00811	16009	12% Assessment (Municipal Walhalla)	-	-	6,331		
210	080	00812	16009	12% Assessment (Municipal Westminster)	3,620	3,089	3,392		
				<b>Surcharges</b>				24,000	24,000
210	080	00805	16010	Surcharge Victims (Magistrate)	20,010	22,715	24,181		
210	080	00805	16011	Surcharge Victims (Municipal)	277	551	1,323		
210	080	00811	16011	Surcharge Victims (Municipal Walhalla)	2,876	1,577	2,912		
210	080	00812	16011	Surcharge Victims (Municipal Westminster)	-		1,297		
210	080	00811	16040	Municipal Contract (Walhalla)	-	-	25,000	-	-
				<b>General Fund Transfer</b>	50,000	-	85,000	137,000	40,000
<b>Total Revenues</b>					<b>103,970</b>	<b>54,134</b>	<b>181,296</b>	<b>191,000</b>	<b>94,000</b>
<b>Expenditures</b>									
210	114	10110	00000	Salaries and Fringe	154,817	130,457	123,753	127,753	123,336
				<b>Pay Increase including Fringe</b>					
<b>Total Expenditures</b>					<b>154,817</b>	<b>130,457</b>	<b>123,753</b>	<b>127,753</b>	<b>123,336</b>
<b>Change in Fund Balance</b>					<b>(50,847)</b>	<b>(76,323)</b>	<b>57,543</b>	<b>63,247</b>	<b>(29,336)</b>
<b>Beginning Fund Balance</b>					<b>64,096</b>	<b>13,249</b>	<b>(63,074)</b>	<b>(5,531)</b>	<b>57,716</b>
<b>Ending Fund Balance</b>					<b>13,249</b>	<b>(63,074)</b>	<b>(5,531)</b>	<b>57,716</b>	<b>28,380</b>

**Oconee County, South Carolina**  
**Solicitor's Victims Services Special Revenue Fund (215)**  
**2022-2023 Budget**

Account Number				Description	FY 2019 Actual	FY 2020 Actual	FY 2021 Actual	FY 2022 Budget	FY 2023 Administrator Recommended
<b>Revenues</b>									
215	080	00805	73700	Assessments	2,214	2,765	4,760	3,000	4,000
215	080	00805	73800	Surcharges	22,182	24,344	22,890	20,000	20,000
215	090	00170	70010	General Fund Transfer	30,000	-	55,000	110,000	45,000
<b>Total Revenues</b>					<b>54,396</b>	<b>27,109</b>	<b>82,650</b>	<b>133,000</b>	<b>69,000</b>
<b>Expenditures</b>									
215	512	10110	00000	Salaries and Fringe	68,106	72,982	70,710	74,319	77,532
<b>Total Expenditures</b>					<b>68,106</b>	<b>72,982</b>	<b>70,710</b>	<b>74,319</b>	<b>77,532</b>
<b>Change in Fund Balance</b>					<b>(13,710)</b>	<b>(45,873)</b>	<b>11,940</b>	<b>58,681</b>	<b>(8,532)</b>
<b>Beginning Fund Balance</b>					<b>7,931</b>	<b>(5,779)</b>	<b>(51,652)</b>	<b>(39,712)</b>	<b>18,969</b>
<b>Ending Fund Balance</b>					<b>(5,779)</b>	<b>(51,652)</b>	<b>(39,712)</b>	<b>18,969</b>	<b>10,437</b>

**Oconee County, South Carolina**  
**911 Communications Special Revenue Fund (225)**  
**2022-2023 Budget**

Account Number				Description	FY 2019 Actual	FY 2020 Actual	FY 2021 Actual	FY 2022 Approved 6/22/2021	FY 2023 Administrator Recommended
<b>Revenues</b>									
225	080	00805	36000	AT&T E-911 Surcharge Taxes	148,834	118,605	102,077	160,000	160,000
225	080	00805	31010	Competitive Local Exchange Carrier Taxes	67,552	47,321	51,609	60,000	60,000
225	081	00810	19050	State Wireless Funding	142,585	123,483	147,159	70,000	70,000
225	081	00810	19070	Budget and Control Board Funding	328,230	598,355	252,120	200,000	200,000
<b>Total Revenues</b>					<b>687,201</b>	<b>887,764</b>	<b>552,965</b>	<b>490,000</b>	<b>490,000</b>
<b>Expenditures</b>									
225	104	30018	00000	Travel	351	360	164	1,000	1,000
225	104	30024	00000	Equipment Maintenance	230,299	700,407	325,215	300,000	300,000
225	104	30041	00000	Telecommunications	100,016	97,752	110,000	150,000	150,000
225	104	30056	00000	Data Processing	20,757	25,308	23,858	50,000	50,000
225	104	30084	00000	Staff Development	7,294	5,491	1,163	7,000	7,000
225	104	40031	00000	Small Capital	10,312	18,365	5,542	20,000	20,000
225	104	40032	00000	Operational	1,922	5,423	3,374	6,000	6,000
225	104	40045	00000	Non-Cap IT Eq/Software	-	1,725	3,174	20,000	20,000
225	104	50840	00000	Equipment, Capital Expenditure	-	-	-	200,000	200,000
225	104	50845	00000	IT Equip, Capital Expenditure	67,019	11,787	57,523	200,000	200,000
225	104	60083	00000	Grant to Indep Agency	-	169,495	80,545	30,000	30,000
<b>Total Expenditures</b>					<b>437,970</b>	<b>1,036,113</b>	<b>610,558</b>	<b>984,000</b>	<b>984,000</b>
<b>Change in Fund Balance</b>					<b>249,231</b>	<b>(148,349)</b>	<b>(57,593)</b>	<b>(494,000)</b>	<b>(494,000)</b>
<b>Beginning Fund Balance</b>					<b>1,292,236</b>	<b>1,541,467</b>	<b>1,393,118</b>	<b>1,335,525</b>	<b>841,525</b>
<b>Ending Fund Balance</b>					<b>1,541,467</b>	<b>1,393,118</b>	<b>1,335,525</b>	<b>841,525</b>	<b>347,525</b>

**Oconee County, South Carolina**  
**Tri-County Technical College Special Revenue Fund (250)**  
**2022-2023 Budget**

Account Number				Description	FY 2019 Actual	FY 2020 Actual	FY 2021 Actual	FY 2022 Budget	FY 2023 Administrator Recommended
				Number of Mills	3.0	3.0	3.0	3.0	3.0
<b>Revenue</b>									
250	080	00876	00000	Tri-County Technical College	1,729,564	1,735,478	1,808,868	1,700,000	1,825,000
<b>Total Revenues</b>					<b>1,729,564</b>	<b>1,735,478</b>	<b>1,808,868</b>	<b>1,700,000</b>	<b>1,825,000</b>
<b>Expenditures</b>									
250	876	60085	00011	Pendleton Upgrade	486,900	485,200	484,000	460,200	459,100
250	876	60200	00000	County Contribution	1,103,500	1,058,738	1,161,262	1,120,000	1,167,500
<b>Total Expenditures</b>					<b>1,590,400</b>	<b>1,543,938</b>	<b>1,645,262</b>	<b>1,580,200</b>	<b>1,626,600</b>
<b>Transfer out of TCTC Fund</b>					-	-	-	-	-
<b>Change in Fund Balance</b>					<b>139,164</b>	<b>191,540</b>	<b>163,606</b>	<b>119,800</b>	<b>198,400</b>
<b>Beginning Fund Balance</b>					726,667	865,831	1,057,371	1,057,371	1,220,977
<b>Ending Fund Balance</b>					<b>865,831</b>	<b>1,057,371</b>	<b>1,220,977</b>	<b>1,177,171</b>	<b>1,419,377</b>



**Oconee County, South Carolina**  
**Road Maintenance Millage - 2.1 (Fund 260)**  
**2022-2023 Budget**

Account Number				Description	FY 2019 Actual	FY 2020 Actual	FY 2021 Actual	FY 2022 Budget	FY 2023 Administrator Recommended
Number of Mills					2.1	2.1	2.1	2.1	2.1
260	080	00868	00000	Road Maintenance Millage	1,209,727	1,207,296	1,263,215	1,171,920	1,260,000
260	082	00830	40010	National Forestry Title I	161,947	153,144	138,300	220,000	220,000
<b>Total Revenues</b>					<b>1,371,674</b>	<b>1,360,440</b>	<b>1,401,515</b>	<b>1,391,920</b>	<b>1,480,000</b>
<b>Expenditures</b>									
260	601	00601	40010	National Forestry	-	-	-	220,000	220,000
260	601	30025	00000	Professional - Road Inventory	33,012	18,475	18,727	40,000	40,000
260	601	30881	00000	Maintenance / Repair Road Paving	10,633	5,432	-	-	-
260	601	40032	00000	Operational	191,093	164,510	160,912	210,000	210,000
260	601	50840	00000	Capital Equipment	-	-	46,051	-	-
260	601	50860	00000	Capital Land	4,317	-	-	-	-
260	601	50881	00000	Road Paving	-	307,162	-	1,800,000	1,800,000
260	601	50882	00000	Capital Road Paving Overlay	-	-	380,549	-	-
260	601	60735	00000	Gravel Use	265,967	258,170	269,663	275,000	275,000
260	095	00171	70013	Interfund Transfer Out - 013	6,715	-	-	-	-
260	095	00171	70012	Interfund Transfer Out - 012	-	105,089	-	-	-
<b>Total Expenditures</b>					<b>511,737</b>	<b>858,838</b>	<b>875,902</b>	<b>2,545,000</b>	<b>2,545,000</b>
<b>Change in Fund Balance</b>					<b>859,937</b>	<b>501,601</b>	<b>525,613</b>	<b>(1,153,080)</b>	<b>(1,065,000)</b>
<b>Beginning Fund Balance</b>					<b>2,259,904</b>	<b>3,119,841</b>	<b>3,119,841</b>	<b>3,621,442</b>	<b>3,645,454</b>
<b>Ending Fund Balance</b>					<b>3,119,841</b>	<b>3,621,442</b>	<b>3,645,454</b>	<b>2,468,362</b>	<b>2,580,454</b>

**Oconee County, South Carolina**  
**Economic Development Capital Projects Fund (315)**  
**2020-2021 Budget**

Account Number				Description	FY 2019 Actual	FY 2020 Actual	FY 2021 Actual	FY 2022 Approved 6/22/2021	FY 2023 Administrator Recommended
<b>Number of Mills</b>					<b>1.1</b>	<b>1.1</b>	<b>1.1</b>	<b>1.1</b>	<b>1.1</b>
<b>Revenue</b>									
315	080	00875	00000	Economic Development Millage (1.1 Mills)	633,820	618,688	659,745	610,822	621,500
315	080	00875	76021	FILOT	416,272	523,547	665,759	500,000	600,000
315	080	00807	00000	Utility Tax Credits	200,000	400,000	-	-	-
315	080	00840	00000	Interest Earnings	16,323	10,912	-	-	-
315	080	00805	10340	Misc Income		-	1,216	-	-
<b>State Grants</b>									
315	081	00825	90116	RIA	500,000	-	500,000	-	-
315	081	00815	90112	C-Funds			70,000		-
<b>Federal Grants</b>									
None									-
<b>Total Revenue</b>					<b>1,766,415</b>	<b>1,553,147</b>	<b>1,896,720</b>	<b>1,110,822</b>	<b>1,221,500</b>
<b>General</b>									
315	707	30025	00000	Professional	9,056	35,543	3,831	1,110,822	951,500
315	707	30025	00088	Professional-Seneca Rail	5,989	-	-	-	-
315	707	30025	00099	Professional-SRP Water/Sewer	-	70,500	26,897	-	-
315	707	30025	00280	Professional-Exit 4 Sewer	-	-	45,659	-	150,000
315	707	30025	00858	Professional - 2016B GO Bond	4,142	18,637	14,254	-	-
315	707	30025	90110	Professional - BREC Contribution	22,870	10,534	-	-	-
315	707	30025	90111	Professional-Alliance	477	8,464	-	-	-
315	707	34043	00000	Electric	8,269	10,212	6,472	-	-
315	707	50830	00099	Cap Infra-SRP Water	-	-	182,566	-	-
315	707	50830	00858	Cap Infra - 2016B GO Bond OITP	65,843	-	-	-	-
315	707	50830	90114	Cap Infra - RIA Grant OITP	178,550	-	500,000	-	-
315	707	50850	92052	Cap Buildings-Chau Ram	-	285,000	90,548	-	-
315	707	50857	00000	Cap Other Improvement (Depreciation)	92,419	-	-	-	-
315	707	50857	00044	Cap Other Improvement Destination Oconee	16,980	-	-	-	-
315	707	50860	00035	Capital Land - Ed Gardner	-	-	5,000	-	-
315	707	50881	90107	Cap Roads-SRP Certif Reimb	-	33,579	-	-	-
315	707	50881	90108	Cap Roads-GCCP Certif Reimb	-	35,605	-	-	-
315	707	50881	90109	Cap Roads-OITP Timber Sales	-	115,680	-	-	-
315	707	50881	90112	Cap Road-C-Funds PCN030548 SRP	-	70,000	-	-	-
315	707	50881	90113	Cap Road-SC Power Team	-	355,000	-	-	-
315	707	50881	90115	Cap Road-BREC OITP	-	163,273	20,091	-	-
315	707	50883	45100	Cap Road Site Prep -C-Funds SRP	-	176,333	-	-	-
315	707	50883	60015	Cap Road Site Prep- OITP	700	-	-	-	-
315	707	50883	60016	Cap Road Site Prep-OITP Entrance	-	20,500	-	-	-
315	707	51030	00000	ED Indust Site Transfer to Company	-	160,174	-	-	-
315	707	60735	00000	General Gravel Use	21,961	-	-	-	-
315	707	82707	00000	Diesel - Economic Development	351	-	-	-	-
315	707	95101	00311	OJRSA-Fair Play Sewer Operations/Maintenance	296	21,007	3,795	-	10,000
315	707	95101	00312	OJRSA-Fair Play Sewer Contribution	14,743	312,750	182,377	-	110,000
315	707	95110	00016	Grant to Salem Water Line Loop	-	-	-	-	-
315	707	95110	02041	Grant to Seneca Cat Bus	-	-	300,000	-	-
315	707	95110	20260	Walhalla-Westminster Interconnection	-	35,000	-	-	-
315	707	95110	20265	Contribution to Westminster Water	-	14,375	-	-	-
<b>Total Expenditures</b>					<b>442,646</b>	<b>1,952,166</b>	<b>1,381,490</b>	<b>1,110,822</b>	<b>1,221,500</b>
<b>Excess (Deficiency) of Revenues over Expenditures</b>					<b>1,323,769</b>	<b>(399,019)</b>	<b>515,230</b>	<b>-</b>	<b>-</b>

**Oconee County, South Carolina**  
**Economic Development Capital Projects Fund (315)**  
**2020-2021 Budget**

Account Number				Description	FY 2019 Actual	FY 2020 Actual	FY 2021 Actual	FY 2022 Approved 6/22/2021	FY 2023 Administrator Recommended
<b>Other Financing Sources</b>									
315	090	00170	70013	Transfer From Special Revenue (013)	22,224	-	-	-	-
<b>Other Financing Uses</b>									
315	707	95110	00016	Grant to Salem Water Line Approved by Council 02/16/2021	-	-	-	-	-
315	707	95110	20260	Grant to City of Walhalla - Walhalla-Westminster Interconnection Water Project - \$71,000 approved, paid \$35,000 in FY 2020	-	-	-	-	-
				Sewer/OJRSA	-	-	-	(500,000)	(500,000)
<b>Change in Fund Balance</b>					<b>\$ 1,335,198</b>	<b>\$ (399,019)</b>	<b>\$ 515,230</b>	<b>\$ (500,000)</b>	<b>\$ (500,000)</b>
<b>Beginning Fund Balance</b>					2,917,042	4,252,240	3,853,221	4,368,451	3,868,451
<b>Ending Fund Balance</b>					<b>\$ 4,252,240</b>	<b>\$ 3,853,221</b>	<b>\$ 4,368,451</b>	<b>\$ 3,868,451</b>	<b>\$ 3,368,451</b>

**Oconee County, South Carolina**  
**Bridges and Culverts Capital Projects Fund (320)**  
**2022-2023 Budget**

Account Number				Description	FY 2019 Actual	FY 2020 Actual	FY 2021 Actual	FY 2022 Approved 6/22/2021	FY 2023 Administrator Recommended
				<b>Number of Mills</b>	<b>1</b>	<b>1</b>	<b>1</b>	<b>1</b>	<b>1</b>
<b>Revenue</b>									
320	080	00899	00000	Bridges and Culverts Millage	571,734	574,740	600,681	550,000	590,000
<b>Total Revenue</b>					<b>571,734</b>	<b>574,740</b>	<b>600,681</b>	<b>550,000</b>	<b>590,000</b>
<b>Expenditures</b>									
320	601	30025	52005	Professional Cherokee Lake Bridge	-	-	19,511	-	-
320	601	50885	52005	Lake Cherokee Bridge	-	-	-	600,000	-
320	601	30885	00000	Maintenance / Repair	65,039	215,345	76,535	550,000	590,000
320	601	50840	00000	Capital Equipment	-	-	69,460	-	-
320	601	50885	59359	Cap Bridge/Culvert - Hoyt Street	-	-	40,764	-	-
320	601	50885	64090	Cap Bridge/Culvert - Duck Pond	-	-	2,976	-	-
<b>Total Expenditures</b>					<b>65,039</b>	<b>215,345</b>	<b>209,246</b>	<b>1,150,000</b>	<b>590,000</b>
<b>Net Fund Balance</b>					<b>506,695</b>	<b>359,396</b>	<b>391,435</b>	<b>(600,000)</b>	<b>-</b>
<b>Beginning Fund Balance</b>					<b>3,832,688</b>	<b>4,339,383</b>	<b>4,339,383</b>	<b>4,698,779</b>	<b>4,730,818</b>
<b>Ending Fund Balance</b>					<b>4,339,383</b>	<b>4,698,779</b>	<b>4,730,818</b>	<b>4,098,779</b>	<b>4,730,818</b>
Roll Forward Fund for Lake Cherokee Bridge - Project total \$600,000									

**Oconee County, South Carolina**  
**Capital Equipment and Vehicle Capital Projects Fund (325)**  
**2020-2021 Budget**

Account Number				Description	FY 2019 Actual	FY 2020 Actual	FY 2021 Actual	FY 2022 Approved 6/22/2021	FY 2023 Administrator Recommended
<b>Number of Mills</b>						2.0	2.0	2.0	2.0
<b>Revenues</b>									
325	080	00867	00000	Capital Equip/Vehicle Millage		1,096,227	1,211,477	1,096,728	1,175,000
325	090	00170	70010	Transfer from General Fund		275,000	-	-	-
				Transfer from General Capital					
325	090	00170	70012	Projects Fund		129,223	-	-	-
325	090	00180	07190	Insurance Proceeds for Capital		122,933	105,719	75,000	75,000
325	090	00195	10305	Sale of Capital Assets		-	125,862	50,000	50,000
				Use of Fund Balance		-	-	200,000	-
<b>Total Revenues</b>						<b>1,623,383</b>	<b>1,443,058</b>	<b>1,421,728</b>	<b>1,300,000</b>
<b>Expenditures</b>									
325	203	50840	00000	Capital Equipment High Falls		-	13,000	-	-
325	205	50840	00000	Capital Equipment Chau Ram		-	17,593	-	-
325	720	50840	00000	Capital Equipment Airport		24,963	-	-	-
325	101	50870	00000	Capital Vehicle Sheriff		254,283	198,578	-	-
325	110	50870	00000	Capital Vehicle Animal Control		-	29,003	-	-
325	106	50870	00000	Capital Vehicle Detention		66,043	-	-	-
325	301	50870	00000	Capital Vehicle Assessor		-	51,808	-	-
325	601	50870	00000	Capital Vehicle Roads		441,471	469,868	-	-
325	702	50870	00000	Capital Vehicle Building Codes		47,585	-	-	-
325	717	50870	00000	Capital Vehicle Administrator		-	60,448	1,621,728	1,300,000
325	718	50870	00000	Capital Vehicle Solid Waste		376,299	-	-	-
325	720	50870	00000	Capital Vehicle Airport		-	-	-	-
325	721	50870	00000	Capital Vehicle Vehicle Maint		37,443	-	-	-
<b>Total Expenditures</b>						<b>1,248,087</b>	<b>840,298</b>	<b>1,621,728</b>	<b>1,300,000</b>
<b>Net Fund Balance</b>						<b>375,296</b>	<b>602,760</b>	<b>(200,000)</b>	<b>-</b>
Beginning Fund Balance						-	375,296	978,056	778,056
<b>Ending Fund Balance</b>						<b>375,296</b>	<b>978,056</b>	<b>778,056</b>	<b>778,056</b>

**Oconee County, South Carolina  
Parks, Recreation and Tourism (330)  
2022-2023 Budget**

Description	FY 2019 Actual	FY 2020 Actual	FY 2021 Actual	FY 2022 Approved 6/22/2021	FY 2023 Administrator Recommended
<b>Number of Mills</b>		1.3	1.3	1.3	1.3
Parks, Recreation and Tourism (1.3)	-	726,285	779,698	717,051	770,000
<b>Total Economic Development Financing Sources</b>		<b>726,285</b>	<b>779,698</b>	<b>717,051</b>	<b>770,000</b>
Parks, Recreation and Tourism					
Professional	-	64,641	15,993	-	-
Cap Buildings - High Falls	-	71,419	-	-	-
South Cove	-	-	-	-	-
Chau Ram Cap Building	-	42,734	-	-	-
Cap Buildings Chau Ram (92052)	2,727	-	-	-	-
Chau Ram - Paving	-	-	38,065	-	-
Misc	-	-	-	1,500,000	770,000
<b>Total Expenditures</b>	<b>2,727</b>	<b>178,795</b>	<b>54,058</b>	<b>1,500,000</b>	<b>770,000</b>
<b>Excess (Deficiency) of Revenues over Expenditures</b>	<b>(2,727)</b>	<b>547,491</b>	<b>725,640</b>	<b>(782,949)</b>	<b>-</b>
<b>Change in Fund Balance</b>	<b>(2,727)</b>	<b>547,491</b>	<b>725,640</b>	<b>1,270,404</b>	<b>487,455</b>
<b>Beginning Fund Balance</b>	<b>-</b>	<b>(2,727)</b>	<b>544,764</b>	<b>1,270,404</b>	<b>487,455</b>
<b>Ending Fund Balance</b>	<b>\$ (2,727)</b>	<b>\$ 544,764</b>	<b>\$ 1,270,404</b>	<b>\$ 487,455</b>	<b>\$ 487,455</b>

**Oconee County, South Carolina  
Rock Quarry Enterprise Fund  
2022-2023 Budget**

Account Number				Description	FY 2019 Actual	FY 2020 Actual	FY 2021 Actual	FY 2022 Approved 6/22/2021	FY 2023 Administrator Recommended
<b>Operating Revenues</b>									
017	080	00805	00000	Customer Sales	6,103,707	6,458,098	6,596,252	6,755,000	7,400,000
017	080	00805	10340	Miscellaneous	137,157	10,965	68,753	5,000	5,000
<b>Total Revenues</b>					<b>6,240,864</b>	<b>6,469,063</b>	<b>6,665,005</b>	<b>6,760,000</b>	<b>7,405,000</b>
<b>Operating Expenses</b>									
017	719	10110	00000	Salary and Wages	853,579	799,422	739,460	773,955	854,398
017	719	10710	00000	Overtime	90,749	77,305	110,799	100,000	100,000
017	719	20013	00000	Social Security	69,223	65,907	62,216	66,858	67,773
017	719	20014	00000	Retirement	139,318	140,206	134,992	144,727	148,698
017	719	20015	00000	Workers Compensation	47,305	47,283	49,626	41,851	46,956
017	719	20016	00000	Health Insurance	193,951	174,553	210,609	191,919	173,641
017	719	20027	00000	Dental	-	7,474	9,857	11,550	10,450
017	719	20028	00000	Vision	-	1,217	1,696	21,000	1,900
				GASB 68 Pension Expense	(111,468)	-	(53,045)	-	-
<b>Salary and Wage Totals</b>					<b>1,282,657</b>	<b>1,313,367</b>	<b>1,266,210</b>	<b>1,351,860</b>	<b>1,403,816</b>
017	719	30024	00000	Equipment Maintenance	166,736	163,284	775,009	550,000	875,000
017	719	30025	00000	Professional	45,247	42,242	53,917	100,000	100,000
017	719	30037	00000	Equipment Rental	37,024	18,097	65,039	60,000	40,000
017	719	30039	00000	Blasting	581,419	648,161	643,916	725,000	725,000
017	719	30041	00000	Telecommunications	2,908	3,288	-	-	-
017	719	30056	00000	Data Processing	2,394	2,443	4,915	5,000	4,500
017	719	30059	00000	Copier Click Charges	1,599	1,305	1,149	1,590	1,590
017	719	30066	00000	Insurance - Property and Liability	36,624	47,917	49,916	60,000	130,000
017	719	30084	00000	Staff Development	791	7,196	2,204	10,000	10,000
017	719	30091	00000	Special Departmental Supplies	2,684	2,096	-	400	400
017	719	33022	00000	Building/Grounds Maintenance	3,813	5,957	15,388	20,000	20,000
017	719	34042	00000	Gas and Fuel Oil	359	107	999	1,200	2,000
017	719	34043	00000	Electricity	125,407	82,735	130,687	110,000	160,000
017	719	34044	00000	Water/Sewer/Garbage	1,404	2,612	3,972	3,000	4,200
017	719	40027	00000	Safety Equipment	5,132	5,160	7,365	6,000	7,000
017	719	40031	00000	Small Equipment	5,969	8,160	22,612	25,000	25,000
017	719	40032	00000	Operational	23,803	20,887	31,824	30,000	30,000
017	719	40034	00000	Food	1,578	1,474	22,734	2,000	3,000
017	719	40045	00000	Equipment/Software	4,855	1,348	-	3,000	3,000
017	719	40065	00000	Uniforms/Clothing	5,809	4,954	8,703	12,000	12,000
017	719	50841	00000	Equipment Replacement	-	-	-	782,000	1,282,000
017	719	50860	00000	Capital Land	-	-	-	410,000	410,000
017	719	60055	00000	Credit Application Fee	791	666	683	1,000	1,000
017	719	80719	00000	Vehicle Maintenance	322,738	398,535	23,862	20,000	30,000
017	719	81719	00000	Gasoline	9,475	7,888	8,949	10,000	12,000
017	719	72719	00000	Diesel	226,377	234,321	217,287	300,000	350,000
017	719	00000	00000	Loss on Sale of Capital Asset	38,174	-	-	-	-
017	719	90150	73499	Depreciation Expense	390,296	484,827	385,139	500,000	500,000
017	719	90150	73500	Depletion Expense	6,882	6,901	6,882	8,000	8,000
<b>Total Operating Expenses</b>					<b>3,332,945</b>	<b>3,515,928</b>	<b>3,749,361</b>	<b>5,107,050</b>	<b>6,149,506</b>
<b>Net Operating Income (Loss)</b>					<b>2,907,919</b>	<b>2,953,135</b>	<b>2,915,644</b>	<b>1,652,950</b>	<b>1,255,494</b>
017	095	00171	70010	Transfer To General Fund	(500,000)	(750,000)	(750,000)	(1,000,000)	(1,000,000)
017	719	55100	00000	Lease Principal Payment	-	(450,072)	(468,660)	(488,016)	(508,171)
017	719	55200	00000	Lease Interest Payment	(271,009)	(250,831)	(232,179)	(214,437)	(194,281)
<b>Change in Net Assets</b>					<b>2,136,910</b>	<b>1,502,232</b>	<b>1,464,805</b>	<b>(49,503)</b>	<b>(446,958)</b>
<b>Net Position, Beginning of Year</b>					<b>8,607,397</b>	<b>10,744,307</b>	<b>12,246,539</b>	<b>12,246,539</b>	<b>13,711,344</b>
<b>Net Position, End of Year</b>					<b>10,744,307</b>	<b>12,246,539</b>	<b>13,711,344</b>	<b>12,197,036</b>	<b>13,264,386</b>

**Oconee County, South Carolina  
Debt Service Fund 090  
2022 - 2023 Budget**

Account Number				Description	FY 2019 Actual	FY 2020 Actual	FY 2021 Actual	FY 2022 Budget	FY 2023 Administrator Requested
				Number of Mills	3.0	3.0	3.0	3.0	3.0
090	080	00805	28000	<b>Debt Service Revenue</b>	2,169,469	2,119,688	2,188,702	1,868,306	1,857,268
<b>Total Debt Service Revenue</b>					<b>2,169,469</b>	<b>2,119,688</b>	<b>2,188,702</b>	<b>1,868,306</b>	<b>1,857,268</b>
<b>General Obligation Debt Service</b>									
<b>Principal Payments</b>									
090	854	55100	00000	2020 GO Refunding Bond - (Formerly 2011 GO Bond Detention Center)	-	-	190,000	640,000	750,000
090	858	55100	00000	2016B GO Bond - Workforce Development Center	348,000	354,000	360,000	366,000	373,000
090	862	55100	00000	2014 SSR Refunding Bond Pointe West (Formerly 2010 SSR Bond)	262,000	273,000	278,000	289,000	294,000
090	892	55100	00000	2017 GO Refunding Bond - Keowee Fire District (Formerly 2007 GO Bond) (Final Payment FY21/22)	99,554	107,195	103,332	105,275	-
090	893	55100	00000	2019 GO Bond - Keowee Fire District	-	46,395	46,704	47,876	49,078
090	896	55100	00000	2013 GO Bond - Echo Hills	160,000	165,000	170,000	175,000	180,000
090	898	55100	00000	2011 GO Bond - Detention Center (Final Payment FY20/21)	515,000	530,000	545,000	-	-
					1,384,554	1,475,590	1,693,036	1,623,151	1,646,078
<b>Interest Payments</b>									
090	854	55200	00000	2020 GO Refunding Bond - (Formerly 2011 GO Bond Detention Center)	-	-	91,718	116,369	106,833
090	858	55200	00000	2016B GO Bond - Workforce Development Center	50,286	44,370	38,352	32,232	26,010
090	862	55200	00000	2014 SSR Refunding Bond Pointe West (Formerly 2010 SSR Bond)	57,314	-	42,066	34,143	25,907
090	892	55200	00000	2017 GO Refunding Bond - Keowee Fire District (Formerly 2007 GO Bond) (Final Payment FY21/22)	7,699	49,847	3,910	1,979	-
090	893	55200	00000	2019 GO Bond - Keowee Fire District	-	11,983	11,674	10,502	9,300
090	896	55200	00000	2013 GO Bond - Echo Hills	60,680	55,880	50,930	45,830	40,580
090	898	55200	00000	2011 GO Bond - Detention Center (Final Payment FY20/21)	337,600	322,150	16,350	-	-
					513,579	484,229	255,000	241,055	208,630
<b>Issuance Costs &amp; Fiscal Charges</b>									
090	854	55300	00000	2020 GO Refunding Bond - (Formerly 2011 GO Bond Detention Center)	-	125,000	-	1,500	-
090	862	55300	00000	2014 SSR Refunding Bond Pointe West (Formerly 2010 SSR Bond)	1,956	1,956	1,956	2,000	2,000
090	893	55300	00000	2019 GO Bond - Keowee Fire District	11,500	-	-	-	-
090	896	55300	00000	2013 GO Bond - Echo Hills	591	591	591	600	560
090	898	55300	00000	2011 GO Bond - Detention Center (Final Payment FY20/21)	591	650	-	-	-
					14,638	128,197	2,547	4,100	2,560
<b>Total Debt Service Expenditures</b>					<b>1,912,771</b>	<b>2,088,017</b>	<b>1,950,583</b>	<b>1,868,306</b>	<b>1,857,268</b>



**Oconee County, South Carolina**  
**Debt Service Fund 090**  
**2022 - 2023 Budget**

Account Number	Description	FY 2019 Actual	FY 2020 Actual	FY 2021 Actual	FY 2022 Budget	FY 2023 Administrator Requested
	Number of Mills	3.0	3.0	3.0	3.0	3.0
<b>Other Financing Sources (Uses)</b>						
<b>Transfers</b>						
	Transfer In - From 10 Fund	-	-	-	-	-
	Transfer In - From 12 Fund	-	-	-	-	-
	Transfer In - From 315 Fund	-	-	-	-	-
	Transfer Out - To 10 Fund	-	-	-	-	-
	Transfer Out - To 12 Fund	-	-	-	-	-
<b>Proceeds from Debt</b>						
	2019 GO Bond - Keowee Fire District	511,500	-	-	-	-
	2017 GO Refunding Bond - Keowee Fire District (Formerly 2007 GO Bond)	-	-	-	-	-
	2020 GO Refunding Bond - (Formerly 2011 GO Bond Detention Center)	-	7,369,900	-	-	-
<b>Payment to Refunded Bond Escrow Agent</b>						
	2011 GO Bond - Detention Center	-	(7,244,900)	-	-	-
<b>Short Term GO Debt Transactions Reclassified to Short Term</b>						
	2015 Short Term GO Bond - Bountyland Substation, South Cove & Library Proceeds	-	-	-	-	-
	2015 Short Term GO Bond Principal Payment	-	-	-	-	-
	2016A Short Term GO Bond - Oconee Industry and Technology Park Proceeds	-	-	-	-	-
	2016A Short Term GO Bond Principal Payment	-	-	-	-	-
<b>Total Debt Service Other Financing Sources (Uses)</b>		<b>511,500</b>	<b>125,000</b>	<b>-</b>	<b>-</b>	<b>-</b>
<b>Net Change in Fund Balance</b>		<b>768,198</b>	<b>156,672</b>	<b>238,119</b>	<b>-</b>	<b>0</b>
<b>Beginning Fund Balance</b>		<b>2,872,814</b>	<b>3,641,012</b>	<b>3,797,684</b>	<b>3,797,684</b>	<b>4,035,803</b>
<b>Ending Fund Balance</b>		<b>3,641,012</b>	<b>3,797,684</b>	<b>4,035,803</b>	<b>3,797,684</b>	<b>4,035,804</b>

**Oconee County, South Carolina  
Debt Service Fund 090  
2022-2023 Budget**

Description	General Obligation Bond, Series 2019 (Keowee Fire Tax District)	General Obligation Bonds, Series 2016B (Workforce Development Center)	General Obligation Bonds, Series 2013 (OITP - Echo Hills Commerce Park)	Refunding Bond, Series 2020 (2011 GO Bond - Detention Center)	Special Source Refunding Revenue Bond, Series 2014 (Pointe West)	Total
<b>Principal</b>	49,078.00	373,000.00	180,000.00	750,000.00	294,000.00	1,646,078
<b>Interest</b>	9,300.18	26,010.00	40,580.00	106,833.00	25,906.50	208,630
<b>Fiscal Charges</b>	-	-	560.00	-	2,000.00	2,560
<b>Total Debt Service Payments</b>	<b>58,378</b>	<b>399,010</b>	<b>221,140</b>	<b>856,833</b>	<b>321,907</b>	<b>1,857,268</b>

<b>Original Principal</b>	511,500	3,300,000	2,600,000	8,000,000	2,993,000
<b>Outstanding Principal as of 6/30/2022</b>	370,525	1,530,000	1,190,000	7,170,000	909,000
<b>Term</b>	10 Years	10 Years	15 Years	10 years	11 Years
<b>Final Maturity Date</b>	2029	2026	2028	2031	2025
<b>Coupon Interest Rate(s)</b>	3.65%	1.70%	3-3.6%	2.03%	2.85%
<b>Counts Against Debt Limit</b>	No	Yes	Yes	Yes	No

**Attachment B –**

**Not available, will add at a later date.**

**Oconee County Ordinance 2016-24**  
**EXHIBIT A**

**MODIFICATIONS TO THE OCONEE COUNTY HEALTH INSURANCE  
PLAN - RETIREE HEALTH INSURANCE PLAN PROVISIONS**

**THESE RETIREE HEALTH INSURANCE PLAN (THE “PLAN”) PROVISIONS ARE SUBJECT TO CHANGE, AND THE COUNTY’S ABILITY TO FUND THIS BENEFIT CAN BE IMPACTED BY FISCAL CHALLENGES AND LEGISLATIVE CHANGES. DUE TO THE RISK OF UNKNOWN CIRCUMSTANCES, THIS PLAN, AS DESCRIBED HEREIN, MAY BE DEEMED UNSUSTAINABLE AT SOME FUTURE TIME. THE RETIREE HEALTH INSURANCE GUIDELINES DESCRIBED HEREIN, OR OTHERWISE, ARE DISCRETIONARY ON THE PART OF THE COUNTY AND THE EMPLOYEE AND DO NOT CREATE ANY EXPRESS OR IMPLIED CONTRACT OF THIS BENEFIT BEING PROVIDED IN THE FUTURE OR IN ANY PARTICULAR AMOUNT AT ANY PARTICULAR TIME. NO PAST PRACTICES OR PROCEDURES, PROMISES OR ASSURANCES, WHETHER WRITTEN OR ORAL, FORM ANY EXPRESS OR IMPLIED AGREEMENT TO CONTINUE SUCH PRACTICES OR PROCEDURES. IT IS EXPLICITLY STATED AND RECOGNIZED BY THE COUNTY AND EVERY EMPLOYEE OR OTHER PERSON ACCEPTING BENEFITS UNDER THE PLAN THAT ALL EMPLOYMENT IN OCONEE COUNTY (EXCEPT FOR THE OCONEE COUNTY ADMINISTRATOR) IS “AT WILL” AND THAT NO OCONEE COUNTY EMPLOYEE (EXCEPT FOR THE OCONEE COUNTY ADMINISTRATOR) HAS AN EMPLOYMENT AGREEMENT OR CONTRACT, AND THAT ALL PROVISIONS OF ANY AND ALL EMPLOYMENT BENEFITS, INCLUDING, WITHOUT LIMITATION, THOSE DESCRIBED IN THIS PLAN ARE ALWAYS SUBJECT TO ANNUAL APPROPRIATION BY THE OCONEE COUNTY COUNCIL, WHICH IS NEVER GUARANTEED AND NEVER WILL BE GUARANTEED.**

1. To the extent there are any inconsistencies between the provisions contained herein and the provisions of “ATTACHMENT C” to Ordinance 2016-01, the provisions herein supersede and replace such provisions, which are hereby revoked and repealed.
2. Oconee County (the “County”) acting by and through the Oconee County Council (“County Council”) currently pays a percentage of the total cost of health benefits for certain retirees of Oconee County and desires to share cost increases of such benefits with current and future retirees who are qualified by twenty (20) or more years of consecutive full-time employment with Oconee County.
3. All current retirees will continue with their current retiree health insurance / plan benefits, with no changes at this time; however, such benefits are subject to change in the future.
4. **Grandfathered Employees:**
  - a. “Grandfathered Employees” are those employees of Oconee County who had at least twenty (20) consecutive years of full-time employment for Oconee County as of December 31, 2013.
  - b. Upon retirement, Grandfathered Employees will remain on the Oconee County Health Care Plan, under the same terms and conditions as when they were

actively employed, until age 65 or when they become Medicare eligible, whichever occurs first. Spouses of Grandfathered Employees are eligible for the same coverage as Grandfathered Employees, provided the spouse is on the Grandfathered Employee's County Health Care Plan at the time of his or her retirement.

- c. Once a retired Grandfathered Employee reaches age 65, he or she is required to enroll in Medicare parts A & B in order to receive the Subsidy, as defined and described in Section 4.d. below,
  - d. The Subsidy:
    - i. The County desires to contribute a monthly subsidy to all Grandfathered Employees upon retirement, when they reach 65 years of age or when they become Medicare eligible, whichever occurs first.
    - ii. Current Oconee County paid health benefit coverage for Grandfathered Employees under the Oconee County Employee Health Care Plan shall cease when the Grandfathered Employee retires (becoming a "Grandfathered Retiree") and reaches age 65 or becomes Medicare eligible, whichever occurs first. Discontinuance of County paid health benefit coverage for spouses of Grandfathered Employees / Retirees will also occur when the spouse reaches age 65 or becomes Medicare eligible, whichever occurs first. Effective January 1, 2016 the County began contributing a monthly subsidy of \$158 per Grandfathered Retiree, or \$316 per month if married and the spouse is covered. This subsidy is solely for the purpose of assisting the Grandfathered Retiree and spouse, if applicable, in purchasing a Medicare supplemental insurance plan.
    - iii. Increases to the cost of the Oconee County Employee Health Care Plan will depend upon actual costs; increases to the Subsidy will change annually by the lower of CPI (Consumer Price Index) or 3% per year. The CPI increase will be determined using September over September time frame
    - iv. Grandfathered Employees / Retirees may choose to decline coverage under the Plan at any time, but they will not be allowed to re-enroll in the Plan in the future, (with the exception of 2 prior grandfathered employees with special circumstances).
5. **"Non-grandfathered Employees"** are those employees hired prior to July 1, 2005, who complete 20 years of consecutive employment for Oconee County but who do not qualify as Grandfathered Employees.
- a. Non-grandfathered Employees will remain eligible for Oconee County Employee Health Care Plan benefits upon their retirement, subject to the conditions stated therein, and otherwise provided by law.
  - b. Spouses of Non-grandfathered Employees will not be eligible for Oconee County Employee Health Care Plan coverage upon retirement of the Non-grandfathered Employee.
  - c. Once a Non-grandfathered Employee retires and attains the age of 65 or becomes Medicare eligible, whichever occurs first, Oconee County Employee Health Care Plan Coverage will cease.
  - d. No Subsidy will be provided Non-grandfathered Employees or their spouses.

6. For all groups (Grandfathered and Non-grandfathered), identified in these guidelines, only actual Oconee County employment time is considered for the purpose of determining contributions by Oconee County. No purchased service time of any kind will be considered for any group for purposes of retiree health benefits from Oconee County.
7. Employees hired after June 30, 2005 are ineligible for both retiree health care coverage and the Subsidy

## **Summary:**

### **Grandfathered Employees**

- Must have 20 consecutive years of County employment as of December 31, 2013.
- Retiree and Spouse will remain on the Oconee County Health Care Plan until they reach age 65 or become Medicare eligible, whichever occurs first.
- At age 65 or upon Medicare eligibility, (whichever occurs first) a subsidy in the amount of \$158 for Retiree or \$316 for Retiree/Spouse will be offered in calendar year 2016. Subsidy increases over time by the lesser of 3% per year or the prevailing CPI rate increase each year.

### **Non-Grandfathered Employees**

- Must have 20 consecutive years County employment and hired before July 1, 2005.
- If retired prior to age 65, Retiree will remain on the Oconee County Health Care Plan until the retiree reaches age 65 or becomes Medicare eligible, whichever occurs first.
- No coverage will be provided for spouse upon retirement of the Non-Grandfathered Employee.
- No Subsidy will be provided Non-grandfathered Employees or their spouses.

### **Employees hired on or after July 1, 2005**

- Oconee County provides no retiree health care coverage or Subsidy.

### **Current Retirees**

- Will continue with the current retiree health insurance / Plan benefits being received, with no changes at this time; however, the Plan is subject to change in the future.

**STATE OF SOUTH CAROLINA  
COUNTY OF OCONEE  
ORDINANCE 2022-02**

AN ORDINANCE TO ESTABLISH THE BUDGET FOR THE SCHOOL DISTRICT OF OCONEE COUNTY AND TO PROVIDE FOR THE LEVY OF TAXES FOR THE OPERATIONS OF THE SCHOOL DISTRICT OF OCONEE COUNTY FOR THE FISCAL YEAR BEGINNING JULY 1, 2022 AND ENDING JUNE 30, 2023.

BE IT ORDAINED by the County Council for Oconee County, South Carolina (the “County Council”), in accordance with the general law of the State of South Carolina and the Acts and Joint Resolutions of the South Carolina General Assembly, as follows:

**SECTION 1**

The following amounts are hereby approved for budget purposes and appropriated for the 2022-2023 fiscal year for the School District of Oconee County:

School Operations	\$ 70,981,677
School Debt	\$ 18,370,418
Total School District	<u>\$ 89,352,095</u>

**SECTION 2**

A tax of sufficient millage to fund the aforesated appropriations for the School District of Oconee County for the fiscal year beginning July 1, 2022 and ending June 30, 2023 is hereby directed to be levied upon all property eligible to be taxed for this purpose in Oconee County and duly collected.

**SECTION 3**

The Auditor of Oconee County is hereby requested to recommend to County Council, for approval by County Council, a sufficient millage levy, and the Treasurer of Oconee County is hereby directed to collect sufficient millage on all taxable property in Oconee County on which school taxes may be levied to provide for the aforesated operations appropriations and direct expenditures of the School District of Oconee County for the fiscal year beginning July 1, 2022 and ending June 30, 2023.

**SECTION 4**

In accordance with the Constitution and general law of the State of South Carolina, and the Acts and Joint Resolutions of the South Carolina General Assembly, the Auditor of Oconee County shall set the millage levy for the debt service requirements of the School District and the Treasurer of Oconee County shall collect sufficient millage on all taxable property in Oconee County on which school taxes may be levied to provide for the debt service requirements of the School District of Oconee County for the fiscal year beginning July 1, 2022 and ending June 30, 2023.

**SECTION 5**

If any clause, phrase, sentence, paragraph, appropriation, or section of this Ordinance shall be held invalid for any reason, it shall not affect the validity of this Ordinance as a whole or the remaining clauses, phrases, sentences, paragraphs, appropriations, or sections hereof, which are hereby declared severable.

**SECTION 6**

All other orders, resolutions, and ordinances of Oconee County, inconsistent herewith, are, to the extent of such inconsistency only, hereby revoked, rescinded, and repealed.

**SECTION 7**

This Ordinance shall become effective upon approval on third reading and enforced from and after July 1, 2022.

Adopted in meeting duly assembled this \_\_\_\_ day of June, 2022.

OCONEE COUNTY, SOUTH CAROLINA

\_\_\_\_\_  
John Elliott  
Chairman, Oconee County Council

ATTEST

\_\_\_\_\_  
Jennifer C. Adams  
Clerk to County Council

First Reading: May 3, 2022  
Public Hearings: May 17, 2022  
Second Reading: May 17, 2022  
Public Hearings: June 7, 2022  
Third Reading: June 7, 2022



**STATE OF SOUTH CAROLINA  
COUNTY OF OCONEE  
ORDINANCE 2022-03**

AN ORDINANCE TO PROVIDE FOR THE LEVY OF TAXES FOR THE KEOWEE FIRE SPECIAL TAX DISTRICT AND TO ESTABLISH THE BUDGET FOR THE KEOWEE FIRE SPECIAL TAX DISTRICT FOR THE FISCAL YEAR BEGINNING JULY 1, 2022 AND ENDING JUNE 30, 2023.

BE IT ORDAINED by the County Council for Oconee County, South Carolina, (the “County Council”), in accordance with the general law of the State of South Carolina, including, without limitation, Section 4-9-30, South Carolina Code, 1976, as amended and the Acts and Joint Resolutions of the South Carolina General Assembly, as follows:

**SECTION 1**

For the fiscal year beginning July 1, 2022 and ending June 30, 2023, \$920,050 is hereby appropriated for fire protection services in the Keowee Fire Special Tax District.

**SECTION 2**

A tax of sufficient millage, not to exceed 17.5 mills, to fund the aforesated appropriations for the Keowee Fire Special Tax District for the fiscal year beginning July 1, 2021 and ending June 30, 2023, after crediting against such appropriations all other unrestricted revenue anticipated to accrue to Keowee Fire Special Tax District and any fund balance budgeted to be used during said fiscal year, is hereby directed to be levied on all taxable property, eligible to be lawfully taxed for such purposes, in the Keowee Fire Special Tax District.

**SECTION 3**

The Auditor of Oconee County is hereby requested to recommend to the Oconee County Council, for approval by Oconee County Council, a sufficient millage levy, and the Treasurer of Oconee County is herein directed to collect sufficient millage on taxable property in the Keowee Fire Special Tax District to provide for the aforesated appropriations and direct expenditures of that Special Tax District for the fiscal year beginning July 1, 2022 and ending June 30, 2023.

**SECTION 4**

If any clause, phrase, sentence, paragraph, appropriation, or section of this Ordinance shall be held invalid for any reason, it shall not affect the validity of this Ordinance as a whole or the remaining clauses, phrases, sentences, paragraphs, appropriations, or sections hereof, which are hereby declared separable.

**SECTION 5**

All other orders, resolutions, and ordinances of Oconee County, inconsistent herewith, are, to the extent of such inconsistency only, hereby revoked, rescinded, and repealed.

**SECTION 6**

This Ordinance shall become effective upon approval on third reading and enforced from and after July 1, 2022.

Adopted in meeting duly assembled this \_\_\_\_ day of June, 2022.

OCONEE COUNTY, SOUTH CAROLINA

---

John Elliott  
Chairman, Oconee County Council

ATTEST

---

Jennifer C. Adams  
Clerk to County Council

First Reading: May 3, 2022  
Public Hearings: May 17, 2022  
Second Reading: May 17, 2022  
Public Hearings: June 7, 2022  
Third Reading: June 7, 2022

**PUBLISHER'S AFFIDAVIT**

**STATE OF SOUTH CAROLINA  
COUNTY OF OCONEE**

**OCONEE COUNTY COUNCIL**

**IN RE: Public Hearing: ORDINANCE 2022-11, ORDINANCE 2022-12**

**BEFORE ME** the undersigned, a Notary Public for the State and County above named, This day personally came before me, Hal Welch, who being first duly sworn according to law, says that he is the General Manager of **THE JOURNAL**, a newspaper published Tuesday through Saturday in Seneca, SC and distributed in **Oconee County, Pickens County** and the Pendleton area of **Anderson County** and the notice (of which the annexed is a true copy) was inserted in said papers on 04/16/2022 and the rate charged therefore is not in excess of the regular rates charged private individuals for similar insertions.



---

Hal Welch  
General Manager

Subscribed and sworn to before me this  
04/16/2022



---

Jessica Wells  
Notary Public  
State of South Carolina  
My Commission Expires November 13, 2030



Jessica Lee Wells  
NOTARY PUBLIC  
State of South Carolina  
My Commission Expires  
November 13, 2030

**REAL ESTATE SALES**

**BUSINESS PROPERTY**

**PUBLISHER'S NOTICE**  
 ALL real estate advertising in this newspaper is subject to Federal Fair Housing Act of 1968 which makes it illegal to advertise "any preference, limitations or discrimination" based on race, color, religion, sex, handicap, familial status or national origin, or intention to make any such preference, limitation or discrimination." This newspaper will not knowingly accept any advertising for real estate which is in violation of the law. Our readers are hereby informed that all dwellings advertised in this newspaper are available on an equal opportunity basis.

**LEGAL NOTICES**

**LEGALS**

There will be a public hearing at 6 p.m. on Tuesday, May 3, 2022 in Oconee County Council Chambers located at 415 S. Pine Street, Walhalla, SC 29691 for the following

**LEGAL NOTICES**

**LEGALS**

ordinances:

ORDINANCE 2022-11 AN ORDINANCE AUTHORIZING THE RECONVEYANCE BY OCONEE COUNTY OF CERTAIN REAL PROPERTY PREVIOUSLY TRANSFERRED TO OCONEE COUNTY BY THE FOXWOOD HILLS PROPERTY OWNERS ASSOCIATION; AND OTHER MATTERS RELATED THERETO.

ORDINANCE 2022-12 AN ORDINANCE TO SUPPLEMENT ORDINANCE 2022-07, WHICH APPROPRIATED AND AUTHORIZED THE EXPENDITURE OF \$1,710,000 OF LOCAL FISCAL RECOVERY FUNDING RECEIVED UNDER THE AMERICAN RESCUE PLAN ACT OF 2021 ("ARPA") FOR PURPOSES OF PROVIDING PREMIUM PAY TO ELIGIBLE COUNTY EMPLOYEES, BY APPROPRIATING AN ADDITIONAL \$276,632, SO THAT THE PREMIUM PAY APPROPRIATION AND AUTHORIZATION FOR EXPENDITURE NOW TOTALS \$1,986,632; AND OTHER MATTERS RELATED THERETO.

**RENTALS & More**

University Place, Clemson.....	4BR/2BA, Furnished.....	\$1000-\$1300
University Terrace.....	4BR/2BA, Furnished.....	\$1150-\$1300
Crawford Falls.....	4BR/4BA.....	\$2300
Creekside.....	1BR/1BA.....	\$525
Old Central Rd.....	2BR/1.5BA.....	\$900
Calhoun St.....	2BR/1BA.....	\$725
Charleston Ave., Clemson.....	2BR/1BA.....	\$625
Chadsworth Commons, Clemson.....	2BR/2.5BA.....	\$1,400
Cedarwood, Clemson.....	2BR/2BA.....	\$700-\$800
909 Georgetown Rd., Clemson.....	3BR/1.5BA.....	\$975
University Ridge.....	2BR/2BA.....	\$2250
Quail Run.....	2BR/1BA, W/D.....	\$700-\$800
99 Wyatt, #412, Clemson.....	2BR/1.5BA.....	\$1900
205 Blue Ridge, Clemson.....	3BR/2BA.....	\$1800
Daniel Square.....	2BR/2.5BA.....	\$1900
231 Grove Rd., Clemson.....	4BR/2.5BA.....	\$2100
Westminster Hwy.....	3BR/2BA, House w/Pool, Garage.....	\$2000
College Heights, Clemson.....	2BR/1.5BA, Townhouse.....	\$950
Madden Bridge, Central.....	2BR/1BA, Water Included.....	\$750

**APARTMENTS** 1 BR • Efficiencies • 2 BR • 3 BR • 4BR  
 Furnished • Unfurnished • \$425 and Up • Mini Warehouses \$20-\$100

*Foothills Property Management*

1017 Tiger Blvd. at ReMax, Clemson, SC

**864-654-1000**

[www.clemsonrentals.com](http://www.clemsonrentals.com)

Stefanie Owens Prop. Mgr. Debra Boggs Prop. Mgr.

Rebekah Brackett Prop. Mgr.

**INSIDE SALES PROFESSIONAL**

**Base +**

**SE**

**CUSTOM MADE FURNITURE**

**CUSTOM MADE FURNITURE AND CABINETS**

**The Masters Wood Shop**  
**864-965-8100**

**Be Sure Customers Can Find You!**

Call 973-6676 to include your business in the Service Directory.

**HOME IMPROVEMENT**

*A Touch of Fire*  
 Gas Logs & Fireplace Service

**PUBLISHER'S AFFIDAVIT**

STATE OF SOUTH CAROLINA  
COUNTY OF OCONEE

OCONEE COUNTY COUNCIL

IN RE: Oconee County 2022 Meetings

**BEFORE ME** the undersigned, a Notary Public for the State and County above named, This day personally came before me, Hal Welch, who being first duly sworn according to law, says that he is the General Manager of **THE JOURNAL**, a newspaper published Tuesday through Saturday in Seneca, SC and distributed in **Oconee County, Pickens County** and the Pendleton area of **Anderson County** and the notice (of which the annexed is a true copy) was inserted in said papers on 01/08/2022 and the rate charged therefore is not in excess of the regular rates charged private individuals for similar insertions.



---

Hal Welch  
General Manager

Subscribed and sworn to before me this  
01/08/2022



---

Jessica Wells  
Notary Public  
State of South Carolina  
My Commission Expires November 13, 2030



Jessica Lee Wells  
NOTARY PUBLIC  
State of South Carolina  
My Commission Expires  
November 13, 2030

### ROOM FOR RENT

to Clemson Univ. student. 14 miles (20) minutes from campus, this semester. WIFI, fridge, microwave, washer, dryer, den, Dish TV, downstairs. I'm retired, I live upstairs, my greatroom and BR, and kitchen are there. I only come downstairs to wash cloths. Fully furnished. Very nice safe neighborhood. No lease required. Prefer female or grad student. \$600 bucks. 864-710-1704.

### REAL ESTATE SALES

#### HOUSES

#### PUBLISHERS NOTICE

ALL real estate advertising in this newspaper is subject to Federal Fair Housing Act of 1968 which makes it illegal to advertise "any preference, limitations or discrimination" based on race, color, religion, sex, handicap, familial status or national origin, or intention to make any such preference, limitation or discrimination." This newspaper will not knowingly accept any advertising for real estate which is in violation of the law. Our readers are hereby informed that all dwellings advertised in this newspaper are available on an equal opportunity basis.

### ANNOUNCEMENTS

#### ANNOUNCEMENTS

#### BATHROOM RENOVATIONS

Easy, One Day Updates!  
We specialize in fast bathing. Grab bars, no slip flooring & seated showers. Call for a free in-home consultation: 844-524-2197

**DENTAL INSURANCE** from Physicians Mutual Insurance Company. Coverage for 350 plus procedures. Real dental insurance- NOT just a discount plan. Do not wait! Call now! Get your FREE Dental Information Kit with all the details! 1-855-397-7030 [www.dental50plus.com/60#6258](http://www.dental50plus.com/60#6258)

#### DONATE YOUR CAR TO KIDS.

Your donation helps fund the search for missing children. Accepting Trucks, Motorcycles & RV's, too! Fast Free Pickup - Running or Not - 24 Hour Response - No Title Tax Donation - **Call (888) 515-3810**

**Classifieds Work**

complex in the Seneca area. If you are looking for a great place to live, Springbrook is the place! We would love to show you around. Credit and background check required. Units designed for persons with disabilities subject to availability. Rental assistance available. Come visit us at **115 Dalton Rd. or call (864) 882-5932 or TDD# (800) 735-2905** for more info. Equal Housing Opportunity. Managed by Partnership Property Management, an equal opportunity provider and employer. **Apply TODAY!**

### WESTMINSTER EAST APTS:

**NOW AVAILABLE!!** Large 1BR & 2BR energy-efficient apartment homes, cable-ready, water included in rent. Credit and background check required. Section 8 welcome. Units designed for persons with disabilities and/or rental assistance subject to availability. Located at **100 Sunshine Circle in Westminster.** Call **(864) 647-8093** or **TDD#: (800)735-2905** for more info. Equal Housing Opportunity. Managed by Partnership Property Management, an equal opportunity provider and employer. **Apply TODAY!**

### SALES & SERVICES

#### AUCTIONS

**ADVERTISE YOUR AUCTION...** in 99 S.C. newspapers for only \$375. Your 25-word classified will reach more than 2.1 million readers.

Call **Randall Savelly** at the **S.C. Newspaper Network**, 1-800-421-1014

### REAL ESTATE SALES

#### BUSINESS PROPERTY

**PUBLISHERS NOTICE** ALL real estate advertising in this newspaper is subject to Federal Fair Housing Act of 1968 which makes it illegal to advertise "any preference, limitations or discrimination" based on race, color, religion, sex, handicap, familial status or national origin, or intention to make any such preference, limitation or discrimination." This newspaper will not knowingly accept any advertising for real estate which is in violation of the law. Our readers are hereby informed that all dwellings advertised in this newspaper are available on an equal opportunity basis.

preference, limitations or discrimination." This newspaper will not knowingly accept any advertising for real estate which is in violation of the law. Our readers are hereby informed that all dwellings advertised in this newspaper are available on an equal opportunity basis.

- 16. October 17, 2022
- 17. November 7, 2022
- 18. November 21, 2022
- 19. December 5, 2022
- 20. December 19, 2022
- 21. January 16, 2023

The Oconee County Council will meet in 2022 at 6 p.m. on the first and third Tuesday of each month with the following exceptions:  
July & August meetings, which will be only on the third Tuesday of each of these months;  
December meeting, which will be only the first Tuesday of the month.

All Council meetings, unless otherwise noted, are held in Council Chambers, Oconee County Administrative Offices, 415 South Pine Street, Walhalla, South Carolina.

Oconee County Council will also hold a Planning Retreat beginning at 9:00 a.m. on Friday, February 18, 2022 in Council Chambers to establish short and long term goals.

Oconee County Council will also meet on Tuesday, January 3, 2023 in Council Chambers at which point they will establish their 2023 Council and Committee meeting schedules.

Oconee County Council will also hold a Budget workshop on Friday, March 18, 2022 in Council Chambers.

Additional Council meetings, workshops, and/or committee meetings may be added throughout the year as needed.

Oconee County Council Committees will meet in 2022 prior to County Council meetings on the following dates/times in Council Chambers located at 415 South Pine Street, Walhalla, South Carolina unless otherwise advertised.

The Law Enforcement, Public Safety, Health, & Welfare Committee at 4:30 p.m. on the following dates: February 15, April 5, July 19, & September 20, 2022.

The Transportation Committee at 4:30 p.m. on the following dates: February 15, April 19 [4:00 p.m.], July 19, & September 20, 2022.

The Real Estate, Facilities, & Land Management Committee at 4:30 p.m. on the following dates: March 15, May 17, August 16, & October 18, 2022.

The Planning & Economic Development Committee at 4:30 p.m. on the following dates: March 15, May 17, August 16, & October 18, 2022.

The Budget, Finance, & Administration Committee at 9:00 a.m. on the following dates: February 18 [Strategic Planning Retreat] & March 18 [Budget Workshop] and 4:30 p.m. on the following dates: March 1, April 19, & May 3, 2022.

## U-STOR-IT

Mini Warehouse  
Inside • Outside • No Cameras  
Fenced • Not Gated • Lighted  
Old Clemson Hwy.  
**654-1000**

## Oconee County Council

Oconee County  
Administrative Offices  
415 South Pine Street  
Walhalla, SC 29691

Phone: 864-718-1023  
Fax: 864 718-1024

E-mail:  
[jennifercadams@oconeesc.com](mailto:jennifercadams@oconeesc.com)

John Elliott  
Chairman  
District I

Matthew Durham  
District II

Paul A. Cain  
Vice Chairman  
District III

Julian Davis, III  
Chairman Pro Tem  
District IV

J. Glenn Hart  
District V



The Oconee County Council will meet in 2022 at 6 p.m., on the first and third Tuesday of each month with the following exceptions:

- July & August meetings, which will be **only** on the third Tuesday of each of these months;
- December meeting, which will be **only** the first Tuesday of the month.

All Council meetings, unless otherwise noted, are held in Council Chambers, Oconee County Administrative Offices, 415 South Pine Street, Walhalla, South Carolina.

Oconee County Council will also hold a Planning Retreat beginning at 9:00 a.m. on Friday, February 18, 2022 in Council Chambers to establish short and long term goals.

Oconee County Council will also meet on Tuesday, January 3, 2023 in Council Chambers at which point they will establish their 2023 Council and Committee meeting schedules.

Oconee County Council will also hold a Budget workshop on Friday, March 18, 2022 in Council Chambers.

Additional Council meetings, workshops, and/or committee meetings may be added throughout the year as needed.

Oconee County Council Committees will meet in 2022 prior to County Council meetings on the following dates/times in Council Chambers located at 415 South Pine Street, Walhalla, South Carolina unless otherwise advertised.

The Law Enforcement, Public Safety, Health, & Welfare Committee at 4:30 p.m. on the following dates: February 15, April 5, July 19, & September 20, 2022.

The Transportation Committee at 4:30 p.m. on the following dates: February 15, April 19 [4:00 p.m.], July 19, & September 20, 2022.

The Real Estate, Facilities, & Land Management Committee at 4:30 p.m. on the following dates: March 15, May 17, August 16, & October 18, 2022.

The Planning & Economic Development Committee at 4:30 p.m. on the following dates: March 15, May 17, August 16, & October 18, 2022.

The Budget, Finance, & Administration Committee at 9:00 a.m. on the following dates: February 18 [Strategic Planning Retreat] & March 18 [Budget Workshop] and 4:30 p.m. on the following dates: March 1, April 19, & May 3, 2022.

## OCONEE CODE OF ORDINANCES

### Sec. 2-61. - Access to and conduct at county meetings, facilities and property.

(a) *Purpose.* The county council has determined that it is necessary to regulate access to county facilities, grounds and property in order to ensure the safety and security of the public who visit these areas or the county employees who serve them. The conduct of persons who visit county facilities and/or who have contact with county employees must also be regulated to preserve public order, peace and safety. The regulation of access and conduct must be balanced with the right of the public to have reasonable access to public facilities and to receive friendly, professional service from county employees. These regulations apply to all county facilities and meetings, as defined below, for and over which county council exercises control and regulation, and to the extent, only, not pre-empted by state or federal law.

(b) *Definitions.* The following words, terms and phrases, when used in this section, shall have the meanings ascribed to them in this subsection, except where the context clearly indicates a different meaning:

*Facility* means any building, structure, or real property owned, leased, rented, operated or occupied by the county or one of its departments, offices or agencies.

*Meeting* means any assemblage of persons for the purpose of conducting county governmental business, operations or functions or any assemblage of persons within a county governmental facility. The term "meeting" includes, but is not limited to, county council meetings, county board and committee and staff meetings, trials, hearings and other proceedings conducted in the courts of general sessions and common pleas, family court, master-in-equity, probate court and magistrate's court; and other meetings by entities duly authorized by the county council.

(c) *Prohibited acts.* It shall be unlawful for any person to:

- (1) Utter loud, obscene, profane, threatening, disruptive or abusive language or to engage in any disorderly or disruptive conduct that impedes, disrupts or disturbs the orderly proceedings of any meeting, or operations of any department or function of the county government, including, without limitation, speaking when not explicitly recognized and authorized to do so by the presiding official in such meeting.
- (2) Bring, carry, or otherwise introduce any firearm, knife with blade longer than two inches or other dangerous weapon, concealed or not concealed, into any facility or meeting. This prohibition does not apply to law enforcement personnel or any other person whose official, governmental duties require them to carry such firearm, knife, or other weapon.
- (3) Engage in partisan political activity, including speech, in any meeting not authorized and called for the purpose of partisan political activity and explicitly authorized for such purpose in the facility in which such activity is to be conducted, or refusing to cease such activity when the presiding official of the meeting in question has ruled that the activity in question is partisan political activity and has directed that such activity stop.
- (4) Interfere with, impede, hinder or obstruct any county governmental official or employee in the performance of his duties, whether or not on county government property.
- (5) Enter any area of a county government facility, grounds or property when such entry is prohibited by signs, or obstructed or enclosed by gates, fencing or other physical barriers. Such areas include rooms if clearly marked with signs to prohibit unauthorized entry.
- (6) Enter by vehicle any area of a county governmental facility, grounds or property when such area is prohibited by signs or markings or are obstructed by physical barriers; or park a vehicle in such restricted areas; or park in a manner to block, partially block or impede the passage of traffic in driveways; or park within 15 feet of a fire hydrant or in a fire zone; or park in any area not designated as a parking space; or park in a handicapped parking space without proper placarding or license plate; or park in a reserved parking space without authorization.



## Oconee County Property Tax Process and Cash Collections

The Oconee County Auditor levies property taxes for real estate and personal property based upon approved millage rates and generates tax notices for the county general fund and certain other designated funds, unincorporated emergency operations, school operations, school bonds, District 17 and the municipalities of Salem, Seneca, Walhalla, West Union and Westminster. These taxes are combined on a single bill.

All taxes are collected by the Oconee County Treasurer and deposited into County accounts. The tax collections for the non-county funds are called Custodial Funds. The County Treasurer is responsible for the payment of the School District bonds thus keeps the school bond tax collections. On the 15<sup>th</sup> of the month the County Treasurer transmits non-bond tax collections for the prior month to the non-county entities.

Mr. Wayne Owens

Oconee County SC  
Cash and Unrestricted Fund Balance  
6/30/21

	<u>Cash</u>
General Fund	18,266,551
Rock Quarry	9,132,585
Other	31,552,280
Custodial	
OCSD Debt	15,024,988
Other	3,419,504
	<u>18,444,492</u>
Total Cash	<u><u>77,395,908</u></u>
Unrestricted Fund Balance	<u><u>10,643,109</u></u>

Mr. Wayne Owens

Oconee County SC  
Tax Revenue Billed  
6/30/21

	<u>Taxes Billed</u>	
General Fund	38,731,618	22%
Other	10,723,223	6%
Custodial	130,215,519	72%
<b>Total Taxes Billed</b>	<u><u>179,670,360</u></u>	
<u>Other</u>		
Emergency Services	1,577,600	
Road Maintenance	1,260,933	
Tri-County Tech	1,805,608	
Debt Service	2,164,414	
Economic Development	2,103,596	
Bridge	599,595	
Capital Equipment	1,211,477	
	<u>10,723,223</u>	
<u>Custodial</u>		
School District	73,637,377	
School District Debt	49,015,337	
Municipal	4,035,720	
Keowee Fire	793,292	
Delinquent Tax Fund	2,733,793	
	<u>130,215,519</u>	
	<u><u>140,938,742</u></u>	



# Public Comment

## SIGN IN SHEET

6:00 PM

May 03, 2022

The Public Comment Sessions at this meeting is limited to a total of 40 minutes, 4 minutes per person. Please be advised that citizens not utilizing their full four [4] minutes may not "donate" their remaining time to another speaker.

1077

**PLEASE PRINT**

	FULL NAME	PURPOSE OF COMMENT
1	WAYNE OWENS	CASH BALANCES
2	Mickey HANEY	Budget
3	Tony Adams	"
4	Simmy Ratliff	VA-21-011 John's Marine
5	Lucretia Morgan	VA21-011 John's Marine
6	Frankie Pearson	
7	BJ M ANDREWS	VA21-011 John's Marine
8	RON MORGAN	VA-21-011 John's Marine
9		
10		
11		
12		
13		
14		
15		
16		
17		
18		
19		
20		
21		
22		
23		
24		
25		

Everyone speaking before Council will be required to do so in a civil manner. Council will not tolerate personal attacks on individual council members, county staff or any person or group. Racial slurs will not be permitted. Council's number one priority is to conduct business for the citizens of this county. All citizens who wish to address Council and all Boards and Commission appointed by Council should do so in an appropriate manner.



# PUBLIC HEARING SIGN IN SHEET

## Oconee County Council Meeting

### May 03, 2022 ~ ~ 6:00 p.m.

**ORDINANCE 2022-11** AN ORDINANCE AUTHORIZING THE RECONVEYANCE BY OCONEE COUNTY OF CERTAIN REAL PROPERTY PREVIOUSLY TRANSFERRED TO OCONEE COUNTY BY THE FOXWOOD HILLS PROPERTY OWNERS ASSOCIATION; AND OTHER MATTERS RELATED THERETO.

**ORDINANCE 2022-12** AN ORDINANCE TO SUPPLEMENT ORDINANCE 2022-07, WHICH APPROPRIATED AND AUTHORIZED THE EXPENDITURE OF \$1,710,000 OF LOCAL FISCAL RECOVERY FUNDING RECEIVED UNDER THE AMERICAN RESCUE PLAN ACT OF 2021 (“ARPA”) FOR PURPOSES OF PROVIDING PREMIUM PAY TO ELIGIBLE COUNTY EMPLOYEES, BY APPROPRIATING AN ADDITIONAL \$276,632, SO THAT THE PREMIUM PAY APPROPRIATION AND AUTHORIZATION FOR EXPENDITURE NOW TOTALS \$1,986,632; AND OTHER MATTERS RELATED THERETO.

Everyone speaking before Council will be required to do so in a civil manner. Council will not tolerate personal attacks on individual council members, county staff or any person or group. Racial slurs will not be permitted. Council's number one priority is to conduct business for the citizens of this county. All citizens who wish to address Council and all Boards and Commission appointed by Council should do so in an appropriate manner.

Written comments may be submitted at any time prior to the hearing for inclusion in the official record of the meeting.

## PRINT Your Name & Check Ordinance[s] You Wish to Address

	Ordinance #	2022-11	2022-12
1.			
2.			
3.			
4.			
5.			
6.			
7.			
8.			
9.			
10.			
11.			
12.			
13.			
14.			

*None*